



Usr: financieros  
Rep: rptEstadoPresupuestoEgresos\_FF

Instituto Tecnológico Superior de Tepeaca  
Estado de Puebla

Estado del Ejercicio del Presupuesto de Egresos por Fuente de Financiamiento Al 30/nov./2024

Fecha y hora de Impresión | 06/dic./2024  
03:17 p. m.

Unidad Administrativa	Objeto del Gasto	Aprobado	Ampliaciones / (Reducciones)	Presupuesto Vigente	Comprometido	Presupuesto Disponible para Comprometer	Devengado	Comprometid o No Devengado	Presupuesto Sin Devengar	Ejercido	Pagado	Cuentas por Pagar Deuda
<b>013 Ingresos Propios 2023</b>												
3000	SERVICIOS GENERALES	\$0.00	\$34,265.00	\$34,265.00	\$34,265.00	\$0.00	\$34,265.00	\$0.00	\$0.00	\$34,265.00	\$34,265.00	\$0.00
3200	SERVICIOS DE ARRENDAMIENTO	\$0.00	\$4,105.00	\$4,105.00	\$4,105.00	\$0.00	\$4,105.00	\$0.00	\$0.00	\$4,105.00	\$4,105.00	\$0.00
3290	Otros arrendamientos	\$0.00	\$4,105.00	\$4,105.00	\$4,105.00	\$0.00	\$4,105.00	\$0.00	\$0.00	\$4,105.00	\$4,105.00	\$0.00
3291	Otros arrendamientos	\$0.00	\$4,105.00	\$4,105.00	\$4,105.00	\$0.00	\$4,105.00	\$0.00	\$0.00	\$4,105.00	\$4,105.00	\$0.00
3800	SERVICIOS OFICIALES	\$0.00	\$30,160.00	\$30,160.00	\$30,160.00	\$0.00	\$30,160.00	\$0.00	\$0.00	\$30,160.00	\$30,160.00	\$0.00
3830	Congresos y convenciones	\$0.00	\$30,160.00	\$30,160.00	\$30,160.00	\$0.00	\$30,160.00	\$0.00	\$0.00	\$30,160.00	\$30,160.00	\$0.00
3831	Congresos y convenciones	\$0.00	\$30,160.00	\$30,160.00	\$30,160.00	\$0.00	\$30,160.00	\$0.00	\$0.00	\$30,160.00	\$30,160.00	\$0.00
4000	TRANSFERENCIAS, ASIGNACIONES, SUBSIDIO	\$0.00	\$15,418.60	\$15,418.60	\$14,891.02	\$527.58	\$14,891.02	\$0.00	\$527.58	\$14,891.02	\$14,891.02	\$0.00
4400	AYUDAS SOCIALES	\$0.00	\$15,418.60	\$15,418.60	\$14,891.02	\$527.58	\$14,891.02	\$0.00	\$527.58	\$14,891.02	\$14,891.02	\$0.00
4410	Ayudas sociales a personas	\$0.00	\$15,418.60	\$15,418.60	\$14,891.02	\$527.58	\$14,891.02	\$0.00	\$527.58	\$14,891.02	\$14,891.02	\$0.00
4417	Ayudas en materia de formación educativa y cultural	\$0.00	\$15,418.60	\$15,418.60	\$14,891.02	\$527.58	\$14,891.02	\$0.00	\$527.58	\$14,891.02	\$14,891.02	\$0.00
<b>Ingresos Propios 2023</b>		\$0.00	\$49,683.60	\$49,683.60	\$49,156.02	\$527.58	\$49,156.02	\$0.00	\$527.58	\$49,156.02	\$49,156.02	\$0.00
<b>014 Ingresos Propios 2024</b>												
2000	MATERIALES Y SUMINISTROS	\$274,889.92	-\$92,428.03	\$182,461.89	\$165,075.89	\$17,386.00	\$165,075.89	\$0.00	\$17,386.00	\$165,075.89	\$165,075.89	\$0.00
2100	MATERIALES DE ADMINISTRACIÓN, EMISIÓN DE DOC	\$81,055.42	-\$32,161.42	\$48,894.00	\$48,894.00	\$0.00	\$48,894.00	\$0.00	\$0.00	\$48,894.00	\$48,894.00	\$0.00
2110	Materiales, útiles y equipos menores de oficina	\$316.09	-\$316.09	\$0.00	\$0.00	\$0.00	\$0.00	\$0.00	\$0.00	\$0.00	\$0.00	\$0.00
2111	Materiales, útiles y equipos menores de oficina	\$316.09	-\$316.09	\$0.00	\$0.00	\$0.00	\$0.00	\$0.00	\$0.00	\$0.00	\$0.00	\$0.00
2140	Materiales, útiles y equipos menores de tecnologías de la	\$9,579.01	-\$9,579.01	\$0.00	\$0.00	\$0.00	\$0.00	\$0.00	\$0.00	\$0.00	\$0.00	\$0.00
2141	Materiales, útiles y equipos menores de tecnologías de la	\$9,579.01	-\$9,579.01	\$0.00	\$0.00	\$0.00	\$0.00	\$0.00	\$0.00	\$0.00	\$0.00	\$0.00
2150	Material impreso e información digital	\$0.00	\$48,894.00	\$48,894.00	\$48,894.00	\$0.00	\$48,894.00	\$0.00	\$0.00	\$48,894.00	\$48,894.00	\$0.00
2151	Material impreso e información digital	\$0.00	\$48,894.00	\$48,894.00	\$48,894.00	\$0.00	\$48,894.00	\$0.00	\$0.00	\$48,894.00	\$48,894.00	\$0.00
2160	Material de limpieza	\$71,160.32	-\$71,160.32	\$0.00	\$0.00	\$0.00	\$0.00	\$0.00	\$0.00	\$0.00	\$0.00	\$0.00
2161	Material de limpieza	\$71,160.32	-\$71,160.32	\$0.00	\$0.00	\$0.00	\$0.00	\$0.00	\$0.00	\$0.00	\$0.00	\$0.00
2200	ALIMENTOS Y UTENSILIOS	\$11,217.23	\$3,782.77	\$15,000.00	\$1,693.71	\$13,306.29	\$1,693.71	\$0.00	\$13,306.29	\$1,693.71	\$1,693.71	\$0.00
2210	Productos alimenticios para personas	\$2,098.40	\$12,901.60	\$15,000.00	\$1,693.71	\$13,306.29	\$1,693.71	\$0.00	\$13,306.29	\$1,693.71	\$1,693.71	\$0.00
2213	Productos alimenticios para el personal en las instalaciones	\$0.00	\$15,000.00	\$15,000.00	\$1,693.71	\$13,306.29	\$1,693.71	\$0.00	\$13,306.29	\$1,693.71	\$1,693.71	\$0.00
2216	Productos alimenticios para personas asociadas a la prestación de servicios	\$2,098.40	-\$2,098.40	\$0.00	\$0.00	\$0.00	\$0.00	\$0.00	\$0.00	\$0.00	\$0.00	\$0.00
2230	Utensilios para el servicio de alimentación	\$9,118.83	-\$9,118.83	\$0.00	\$0.00	\$0.00	\$0.00	\$0.00	\$0.00	\$0.00	\$0.00	\$0.00



GOBIERNO DEL ESTADO  
DE PUEBLA  
INSTITUTO TECNOLÓGICO  
SUPERIOR DE TEPEACA  
DIRECCIÓN



Usr: financieros  
Rep: rptEstadoPresupuestoEgresos\_FF

## Instituto Tecnológico Superior de Tepeaca Estado de Puebla

Estado del Ejercicio del Presupuesto de Egresos por Fuente de Financiamiento Al 30/nov./2024

Fecha y hora de Impresión | 06/dic./2024  
03:17 p. m.

Unidad Administrativa		Aprobado	Ampliaciones / (Reducciones)	Presupuesto Vigente	Comprometido	Presupuesto Disponible para Comprometer	Devengado	Comprometid o No Devengado	Presupuesto Sin Devengar	Ejercido	Pagado	Cuentas por Pagar Deuda
Objeto	del Gasto											
2231	Utensilios para el servicio de alimentación	\$9,118.83	-\$9,118.83	\$0.00	\$0.00	\$0.00	\$0.00	\$0.00	\$0.00	\$0.00	\$0.00	\$0.00
<b>2300</b>	<b>MATERIAS PRIMAS Y MATERIALES DE PRODUCCIÓN</b>	<b>\$12,503.27</b>	<b>-\$10,765.59</b>	<b>\$1,737.68</b>	<b>\$1,737.68</b>	<b>\$0.00</b>	<b>\$1,737.68</b>	<b>\$0.00</b>	<b>\$0.00</b>	<b>\$1,737.68</b>	<b>\$1,737.68</b>	<b>\$0.00</b>
2310	Productos alimenticios, agropecuarios y forestales adq	\$12,503.27	-\$12,503.27	\$0.00	\$0.00	\$0.00	\$0.00	\$0.00	\$0.00	\$0.00	\$0.00	\$0.00
2311	Productos alimenticios, agropecuarios y forestales adq	\$12,503.27	-\$12,503.27	\$0.00	\$0.00	\$0.00	\$0.00	\$0.00	\$0.00	\$0.00	\$0.00	\$0.00
2370	Productos de cuero, piel, plástico y hule adquiridos como	\$0.00	\$1,737.68	\$1,737.68	\$1,737.68	\$0.00	\$1,737.68	\$0.00	\$0.00	\$1,737.68	\$1,737.68	\$0.00
2371	Productos de cuero, piel, plástico y hule adquiridos como	\$0.00	\$1,737.68	\$1,737.68	\$1,737.68	\$0.00	\$1,737.68	\$0.00	\$0.00	\$1,737.68	\$1,737.68	\$0.00
<b>2400</b>	<b>MATERIALES Y ARTÍCULOS DE CONSTRUCCIÓN Y DE</b>	<b>\$0.00</b>	<b>\$33,610.72</b>	<b>\$33,610.72</b>	<b>\$33,610.72</b>	<b>\$0.00</b>	<b>\$33,610.72</b>	<b>\$0.00</b>	<b>\$0.00</b>	<b>\$33,610.72</b>	<b>\$33,610.72</b>	<b>\$0.00</b>
2410	Productos minerales no metálicos	\$0.00	\$4,176.00	\$4,176.00	\$4,176.00	\$0.00	\$4,176.00	\$0.00	\$0.00	\$4,176.00	\$4,176.00	\$0.00
2411	Productos minerales no metálicos	\$0.00	\$4,176.00	\$4,176.00	\$4,176.00	\$0.00	\$4,176.00	\$0.00	\$0.00	\$4,176.00	\$4,176.00	\$0.00
2420	Cemento y productos de concreto	\$0.00	\$12,180.00	\$12,180.00	\$12,180.00	\$0.00	\$12,180.00	\$0.00	\$0.00	\$12,180.00	\$12,180.00	\$0.00
2421	Cemento y productos de concreto	\$0.00	\$12,180.00	\$12,180.00	\$12,180.00	\$0.00	\$12,180.00	\$0.00	\$0.00	\$12,180.00	\$12,180.00	\$0.00
2460	Material eléctrico y electrónico	\$0.00	\$2,078.72	\$2,078.72	\$2,078.72	\$0.00	\$2,078.72	\$0.00	\$0.00	\$2,078.72	\$2,078.72	\$0.00
2461	Material eléctrico y electrónico	\$0.00	\$2,078.72	\$2,078.72	\$2,078.72	\$0.00	\$2,078.72	\$0.00	\$0.00	\$2,078.72	\$2,078.72	\$0.00
2470	Artículos metálicos para la construcción	\$0.00	\$14,963.72	\$14,963.72	\$14,963.72	\$0.00	\$14,963.72	\$0.00	\$0.00	\$14,963.72	\$14,963.72	\$0.00
2471	Artículos metálicos para la construcción	\$0.00	\$14,963.72	\$14,963.72	\$14,963.72	\$0.00	\$14,963.72	\$0.00	\$0.00	\$14,963.72	\$14,963.72	\$0.00
2490	Otros materiales y artículos de construcción y reparación	\$0.00	\$212.28	\$212.28	\$212.28	\$0.00	\$212.28	\$0.00	\$0.00	\$212.28	\$212.28	\$0.00
2491	Otros materiales y artículos de construcción y reparación	\$0.00	\$212.28	\$212.28	\$212.28	\$0.00	\$212.28	\$0.00	\$0.00	\$212.28	\$212.28	\$0.00
<b>2500</b>	<b>PRODUCTOS QUÍMICOS, FARMACÉUTICOS Y DE LAB</b>	<b>\$0.00</b>	<b>\$1,377.08</b>	<b>\$1,377.08</b>	<b>\$1,377.08</b>	<b>\$0.00</b>	<b>\$1,377.08</b>	<b>\$0.00</b>	<b>\$0.00</b>	<b>\$1,377.08</b>	<b>\$1,377.08</b>	<b>\$0.00</b>
2560	Fibras sintéticas, hules, plásticos y derivados	\$0.00	\$1,377.08	\$1,377.08	\$1,377.08	\$0.00	\$1,377.08	\$0.00	\$0.00	\$1,377.08	\$1,377.08	\$0.00
2561	Fibras sintéticas, hules, plásticos y derivados	\$0.00	\$1,377.08	\$1,377.08	\$1,377.08	\$0.00	\$1,377.08	\$0.00	\$0.00	\$1,377.08	\$1,377.08	\$0.00
<b>2600</b>	<b>COMBUSTIBLES, LUBRICANTES Y ADITIVOS</b>	<b>\$0.00</b>	<b>\$14,853.75</b>	<b>\$14,853.75</b>	<b>\$10,774.04</b>	<b>\$4,079.71</b>	<b>\$10,774.04</b>	<b>\$0.00</b>	<b>\$4,079.71</b>	<b>\$10,774.04</b>	<b>\$10,774.04</b>	<b>\$0.00</b>
2610	Combustibles, lubricantes y aditivos	\$0.00	\$14,853.75	\$14,853.75	\$10,774.04	\$4,079.71	\$10,774.04	\$0.00	\$4,079.71	\$10,774.04	\$10,774.04	\$0.00
2612	Combustibles, lubricantes y aditivos para vehículos destr	\$0.00	\$14,853.75	\$14,853.75	\$10,774.04	\$4,079.71	\$10,774.04	\$0.00	\$4,079.71	\$10,774.04	\$10,774.04	\$0.00
<b>2700</b>	<b>VESTUARIO, BLANCOS, PRENDAS DE PROTECCIÓN Y</b>	<b>\$170,114.00</b>	<b>-\$115,675.20</b>	<b>\$54,438.80</b>	<b>\$54,438.80</b>	<b>\$0.00</b>	<b>\$54,438.80</b>	<b>\$0.00</b>	<b>\$0.00</b>	<b>\$54,438.80</b>	<b>\$54,438.80</b>	<b>\$0.00</b>
2710	Vestuario y uniformes	\$170,114.00	-\$115,675.20	\$54,438.80	\$54,438.80	\$0.00	\$54,438.80	\$0.00	\$0.00	\$54,438.80	\$54,438.80	\$0.00
2711	Vestuario y uniformes	\$170,114.00	-\$115,675.20	\$54,438.80	\$54,438.80	\$0.00	\$54,438.80	\$0.00	\$0.00	\$54,438.80	\$54,438.80	\$0.00
<b>2900</b>	<b>HERRAMIENTAS, REFACCIONES Y ACCESORIOS MEN</b>	<b>\$0.00</b>	<b>\$12,549.86</b>	<b>\$12,549.86</b>	<b>\$12,549.86</b>	<b>\$0.00</b>	<b>\$12,549.86</b>	<b>\$0.00</b>	<b>\$0.00</b>	<b>\$12,549.86</b>	<b>\$12,549.86</b>	<b>\$0.00</b>
2910	Herramientas menores	\$0.00	\$69.60	\$69.60	\$69.60	\$0.00	\$69.60	\$0.00	\$0.00	\$69.60	\$69.60	\$0.00
2911	Herramientas menores	\$0.00	\$69.60	\$69.60	\$69.60	\$0.00	\$69.60	\$0.00	\$0.00	\$69.60	\$69.60	\$0.00
2920	Refacciones y accesorios menores de edificios	\$0.00	\$4,008.96	\$4,008.96	\$4,008.96	\$0.00	\$4,008.96	\$0.00	\$0.00	\$4,008.96	\$4,008.96	\$0.00
2921	Refacciones y accesorios menores de edificios	\$0.00	\$4,008.96	\$4,008.96	\$4,008.96	\$0.00	\$4,008.96	\$0.00	\$0.00	\$4,008.96	\$4,008.96	\$0.00







Usr: financieros  
Rep: rptEstadoPresupuestoEgresos\_FF

## Instituto Tecnológico Superior de Tepeaca Estado de Puebla

Estado del Ejercicio del Presupuesto de Egresos por Fuente de Financiamiento Al 30/nov./2024

Fecha y hora de Impresión | 06/dic./2024  
03:17 p. m.

Unidad Administrativa Objeto del Gasto	Aprobado	Ampliaciones / (Reducciones)	Presupuesto Vigente	Comprometido	Presupuesto Disponible para Comprometer	Devengado	Comprometid o No Devengado	Presupuesto Sin Devengar	Ejercido	Pagado	Cuentas por Pagar Deuda
2960 Refacciones y accesorios menores de equipo de transpor	\$0.00	\$2,487.30	\$2,487.30	\$2,487.30	\$0.00	\$2,487.30	\$0.00	\$0.00	\$2,487.30	\$2,487.30	\$0.00
2961 Refacciones y accesorios menores de equipo de transpor	\$0.00	\$2,487.30	\$2,487.30	\$2,487.30	\$0.00	\$2,487.30	\$0.00	\$0.00	\$2,487.30	\$2,487.30	\$0.00
2980 Refacciones y accesorios menores de maquinaria y otros	\$0.00	\$5,984.00	\$5,984.00	\$5,984.00	\$0.00	\$5,984.00	\$0.00	\$0.00	\$5,984.00	\$5,984.00	\$0.00
2981 Refacciones y accesorios menores de maquinaria y otros	\$0.00	\$5,984.00	\$5,984.00	\$5,984.00	\$0.00	\$5,984.00	\$0.00	\$0.00	\$5,984.00	\$5,984.00	\$0.00
<b>3000 SERVICIOS GENERALES</b>	<b>\$886,878.70</b>	<b>\$303,349.76</b>	<b>\$1,190,228.46</b>	<b>\$1,010,569.98</b>	<b>\$179,658.48</b>	<b>\$1,010,569.98</b>	<b>\$0.00</b>	<b>\$179,658.48</b>	<b>\$1,010,569.98</b>	<b>\$1,010,569.98</b>	<b>\$0.00</b>
<b>3200 SERVICIOS DE ARRENDAMIENTO</b>	<b>\$5,220.00</b>	<b>\$185,136.00</b>	<b>\$190,356.00</b>	<b>\$180,380.00</b>	<b>\$9,976.00</b>	<b>\$180,380.00</b>	<b>\$0.00</b>	<b>\$9,976.00</b>	<b>\$180,380.00</b>	<b>\$180,380.00</b>	<b>\$0.00</b>
3260 Arrendamiento de maquinaria, otros equipos y herramient	\$0.00	\$175,392.00	\$175,392.00	\$175,392.00	\$0.00	\$175,392.00	\$0.00	\$0.00	\$175,392.00	\$175,392.00	\$0.00
3261 Arrendamiento de maquinaria, otros equipos y herramient	\$0.00	\$175,392.00	\$175,392.00	\$175,392.00	\$0.00	\$175,392.00	\$0.00	\$0.00	\$175,392.00	\$175,392.00	\$0.00
3290 Otros arrendamientos	\$5,220.00	\$9,744.00	\$14,964.00	\$4,988.00	\$9,976.00	\$4,988.00	\$0.00	\$9,976.00	\$4,988.00	\$4,988.00	\$0.00
3291 Otros arrendamientos	\$5,220.00	\$9,744.00	\$14,964.00	\$4,988.00	\$9,976.00	\$4,988.00	\$0.00	\$9,976.00	\$4,988.00	\$4,988.00	\$0.00
<b>3300 SERVICIOS PROFESIONALES, CIENTÍFICOS, TÉCNICO</b>	<b>\$120,226.92</b>	<b>\$253,197.06</b>	<b>\$373,423.98</b>	<b>\$354,330.86</b>	<b>\$19,093.12</b>	<b>\$354,330.86</b>	<b>\$0.00</b>	<b>\$19,093.12</b>	<b>\$354,330.86</b>	<b>\$354,330.86</b>	<b>\$0.00</b>
3310 Servicios legales, de contabilidad, auditoría y relacionado	\$0.00	\$4,640.00	\$4,640.00	\$4,640.00	\$0.00	\$4,640.00	\$0.00	\$0.00	\$4,640.00	\$4,640.00	\$0.00
3311 Servicios relacionados con procedimientos jurisdiccionales	\$0.00	\$4,640.00	\$4,640.00	\$4,640.00	\$0.00	\$4,640.00	\$0.00	\$0.00	\$4,640.00	\$4,640.00	\$0.00
3360 Servicios de apoyo administrativo, traducción, fotocopiad	\$7,432.92	\$29,215.76	\$36,648.68	\$36,581.76	\$66.92	\$36,581.76	\$0.00	\$66.92	\$36,581.76	\$36,581.76	\$0.00
3363 Servicio de impresión de documentos y papelería oficial	\$0.00	\$22,272.00	\$22,272.00	\$22,272.00	\$0.00	\$22,272.00	\$0.00	\$0.00	\$22,272.00	\$22,272.00	\$0.00
3364 Servicios de impresión de material informativo derivado d	\$7,432.92	\$6,943.76	\$14,376.68	\$14,309.76	\$66.92	\$14,309.76	\$0.00	\$66.92	\$14,309.76	\$14,309.76	\$0.00
3390 Servicios profesionales, científicos y técnicos integrales	\$112,794.00	\$219,341.30	\$332,135.30	\$313,109.10	\$19,026.20	\$313,109.10	\$0.00	\$19,026.20	\$313,109.10	\$313,109.10	\$0.00
3391 Servicios profesionales, científicos y técnicos integrales	\$112,794.00	\$219,341.30	\$332,135.30	\$313,109.10	\$19,026.20	\$313,109.10	\$0.00	\$19,026.20	\$313,109.10	\$313,109.10	\$0.00
<b>3400 SERVICIOS FINANCIEROS, BANCARIOS Y COMERCIAI</b>	<b>\$13,614.86</b>	<b>\$8,653.59</b>	<b>\$22,268.45</b>	<b>\$18,773.32</b>	<b>\$3,495.13</b>	<b>\$18,773.32</b>	<b>\$0.00</b>	<b>\$3,495.13</b>	<b>\$18,773.32</b>	<b>\$18,773.32</b>	<b>\$0.00</b>
3410 Servicios financieros y bancarios	\$13,614.86	\$8,653.59	\$22,268.45	\$18,773.32	\$3,495.13	\$18,773.32	\$0.00	\$3,495.13	\$18,773.32	\$18,773.32	\$0.00
3411 Servicios financieros y bancarios	\$13,614.86	\$8,653.59	\$22,268.45	\$18,773.32	\$3,495.13	\$18,773.32	\$0.00	\$3,495.13	\$18,773.32	\$18,773.32	\$0.00
<b>3500 SERVICIOS DE INSTALACIÓN, REPARACIÓN, MANTEN</b>	<b>\$17,400.00</b>	<b>\$17,400.00</b>	<b>\$34,800.00</b>	<b>\$34,800.00</b>	<b>\$0.00</b>	<b>\$34,800.00</b>	<b>\$0.00</b>	<b>\$0.00</b>	<b>\$34,800.00</b>	<b>\$34,800.00</b>	<b>\$0.00</b>
3510 Conservación y mantenimiento menor de inmuebles	\$0.00	\$34,800.00	\$34,800.00	\$34,800.00	\$0.00	\$34,800.00	\$0.00	\$0.00	\$34,800.00	\$34,800.00	\$0.00
3512 Mantenimiento y conservación menor de inmuebles para	\$0.00	\$34,800.00	\$34,800.00	\$34,800.00	\$0.00	\$34,800.00	\$0.00	\$0.00	\$34,800.00	\$34,800.00	\$0.00
3590 Servicios de jardinería y fumigación	\$17,400.00	-\$17,400.00	\$0.00	\$0.00	\$0.00	\$0.00	\$0.00	\$0.00	\$0.00	\$0.00	\$0.00
3591 Servicios de jardinería y fumigación	\$17,400.00	-\$17,400.00	\$0.00	\$0.00	\$0.00	\$0.00	\$0.00	\$0.00	\$0.00	\$0.00	\$0.00
<b>3600 SERVICIOS DE COMUNICACIÓN SOCIAL Y PUBLICIDA</b>	<b>\$0.00</b>	<b>\$30,000.00</b>	<b>\$30,000.00</b>	<b>\$30,000.00</b>	<b>\$0.00</b>	<b>\$30,000.00</b>	<b>\$0.00</b>	<b>\$0.00</b>	<b>\$30,000.00</b>	<b>\$30,000.00</b>	<b>\$0.00</b>
3620 Difusión por radio, televisión y otros medios de mensajes	\$0.00	\$30,000.00	\$30,000.00	\$30,000.00	\$0.00	\$30,000.00	\$0.00	\$0.00	\$30,000.00	\$30,000.00	\$0.00
3621 Difusión por radio, televisión y otros medios de mensajes	\$0.00	\$30,000.00	\$30,000.00	\$30,000.00	\$0.00	\$30,000.00	\$0.00	\$0.00	\$30,000.00	\$30,000.00	\$0.00
<b>3700 SERVICIOS DE TRASLADOS Y VIATICOS</b>	<b>\$146,078.00</b>	<b>\$111,786.00</b>	<b>\$257,864.00</b>	<b>\$199,223.56</b>	<b>\$58,640.44</b>	<b>\$199,223.56</b>	<b>\$0.00</b>	<b>\$58,640.44</b>	<b>\$199,223.56</b>	<b>\$199,223.56</b>	<b>\$0.00</b>
3720 Pasajes terrestres	\$8,112.00	\$7,875.00	\$15,987.00	\$12,063.00	\$3,924.00	\$12,063.00	\$0.00	\$3,924.00	\$12,063.00	\$12,063.00	\$0.00

GOBIERNO DEL ESTADO  
DE PUEBLA  
INSTITUTO TECNOLÓGICO  
SUPERIOR DE TEPEACA



Usr: financieros  
Rep: rptEstadoPresupuestoEgresos\_FF

**Instituto Tecnológico Superior de Tepeaca**  
Estado de Puebla

Estado del Ejercicio del Presupuesto de Egresos por Fuente de Financiamiento Al 30/nov./2024

Fecha y 06/dic./2024  
hora de Impresión 03:17 p. m.

Unidad Administrativa		Aprobado	Ampliaciones / (Reducciones)	Presupuesto Vigente	Comprometido	Presupuesto Disponible para Comprometer	Devengado	Comprometid o No Devengado	Presupuesto Sin Devengar	Ejercido	Pagado	Cuentas por Pagar Deuda
Objeto	del Gasto											
3721	Pasajes terrestres nacionales	\$8,112.00	\$7,875.00	\$15,987.00	\$12,063.00	\$3,924.00	\$12,063.00	\$0.00	\$3,924.00	\$12,063.00	\$12,063.00	\$0.00
3750	Viáticos en el país	\$126,266.00	\$112,727.00	\$238,993.00	\$184,704.56	\$54,288.44	\$184,704.56	\$0.00	\$54,288.44	\$184,704.56	\$184,704.56	\$0.00
3751	Viáticos en el país	\$126,266.00	\$112,727.00	\$238,993.00	\$184,704.56	\$54,288.44	\$184,704.56	\$0.00	\$54,288.44	\$184,704.56	\$184,704.56	\$0.00
3790	Otros servicios de traslado y hospedaje	\$11,700.00	-\$8,816.00	\$2,884.00	\$2,456.00	\$428.00	\$2,456.00	\$0.00	\$428.00	\$2,456.00	\$2,456.00	\$0.00
3791	Otros servicios de traslado y hospedaje	\$11,700.00	-\$8,816.00	\$2,884.00	\$2,456.00	\$428.00	\$2,456.00	\$0.00	\$428.00	\$2,456.00	\$2,456.00	\$0.00
<b>3800</b>	<b>SERVICIOS OFICIALES</b>	<b>\$522,595.68</b>	<b>-\$457,635.68</b>	<b>\$64,960.00</b>	<b>\$64,960.00</b>	<b>\$0.00</b>	<b>\$64,960.00</b>	<b>\$0.00</b>	<b>\$0.00</b>	<b>\$64,960.00</b>	<b>\$64,960.00</b>	<b>\$0.00</b>
3820	Gastos de orden social y cultural	\$479,907.68	-\$414,947.68	\$64,960.00	\$64,960.00	\$0.00	\$64,960.00	\$0.00	\$0.00	\$64,960.00	\$64,960.00	\$0.00
3821	Gastos de orden social	\$456,476.84	-\$391,516.84	\$64,960.00	\$64,960.00	\$0.00	\$64,960.00	\$0.00	\$0.00	\$64,960.00	\$64,960.00	\$0.00
3822	Gastos de orden cultural	\$23,430.84	-\$23,430.84	\$0.00	\$0.00	\$0.00	\$0.00	\$0.00	\$0.00	\$0.00	\$0.00	\$0.00
3830	Congresos y convenciones	\$42,688.00	-\$42,688.00	\$0.00	\$0.00	\$0.00	\$0.00	\$0.00	\$0.00	\$0.00	\$0.00	\$0.00
3831	Congresos y convenciones	\$42,688.00	-\$42,688.00	\$0.00	\$0.00	\$0.00	\$0.00	\$0.00	\$0.00	\$0.00	\$0.00	\$0.00
<b>3900</b>	<b>OTROS SERVICIOS GENERALES</b>	<b>\$61,743.24</b>	<b>\$154,812.79</b>	<b>\$216,556.03</b>	<b>\$128,102.24</b>	<b>\$88,453.79</b>	<b>\$128,102.24</b>	<b>\$0.00</b>	<b>\$88,453.79</b>	<b>\$128,102.24</b>	<b>\$128,102.24</b>	<b>\$0.00</b>
3920	Impuestos y derechos	\$11,507.60	\$27,784.00	\$39,291.60	\$23,936.01	\$15,355.59	\$23,936.01	\$0.00	\$15,355.59	\$23,936.01	\$23,936.01	\$0.00
3921	Otros impuestos y derechos	\$11,507.60	\$27,784.00	\$39,291.60	\$23,936.01	\$15,355.59	\$23,936.01	\$0.00	\$15,355.59	\$23,936.01	\$23,936.01	\$0.00
3990	Otros servicios generales	\$50,235.64	\$127,028.79	\$177,264.43	\$104,166.23	\$73,098.20	\$104,166.23	\$0.00	\$73,098.20	\$104,166.23	\$104,166.23	\$0.00
3993	Otros servicios generales	\$50,235.64	\$127,028.79	\$177,264.43	\$104,166.23	\$73,098.20	\$104,166.23	\$0.00	\$73,098.20	\$104,166.23	\$104,166.23	\$0.00
<b>4000</b>	<b>TRANSFERENCIAS, ASIGNACIONES, SUBSIDIO</b>	<b>\$45,000.00</b>	<b>\$58,957.40</b>	<b>\$103,957.40</b>	<b>\$103,872.40</b>	<b>\$85.00</b>	<b>\$103,872.40</b>	<b>\$0.00</b>	<b>\$85.00</b>	<b>\$103,872.40</b>	<b>\$103,872.40</b>	<b>\$0.00</b>
<b>4400</b>	<b>AYUDAS SOCIALES</b>	<b>\$45,000.00</b>	<b>\$58,957.40</b>	<b>\$103,957.40</b>	<b>\$103,872.40</b>	<b>\$85.00</b>	<b>\$103,872.40</b>	<b>\$0.00</b>	<b>\$85.00</b>	<b>\$103,872.40</b>	<b>\$103,872.40</b>	<b>\$0.00</b>
4410	Ayudas sociales a personas	\$45,000.00	\$53,267.40	\$98,267.40	\$98,182.40	\$85.00	\$98,182.40	\$0.00	\$85.00	\$98,182.40	\$98,182.40	\$0.00
4417	Ayudas en materia de formación educativa y cultural	\$45,000.00	\$53,267.40	\$98,267.40	\$98,182.40	\$85.00	\$98,182.40	\$0.00	\$85.00	\$98,182.40	\$98,182.40	\$0.00
4440	Ayudas sociales a actividades científicas o académicas	\$0.00	\$5,690.00	\$5,690.00	\$5,690.00	\$0.00	\$5,690.00	\$0.00	\$0.00	\$5,690.00	\$5,690.00	\$0.00
4441	Apoyos a actividades académicas o científicas, al desarr	\$0.00	\$5,690.00	\$5,690.00	\$5,690.00	\$0.00	\$5,690.00	\$0.00	\$0.00	\$5,690.00	\$5,690.00	\$0.00
<b>5000</b>	<b>BIENES MUEBLES, INMUEBLES E INTANGIBLE</b>	<b>\$1,029.41</b>	<b>-\$1,029.41</b>	<b>\$0.00</b>	<b>\$0.00</b>	<b>\$0.00</b>	<b>\$0.00</b>	<b>\$0.00</b>	<b>\$0.00</b>	<b>\$0.00</b>	<b>\$0.00</b>	<b>\$0.00</b>
<b>5100</b>	<b>MOBILIARIO Y EQUIPO DE ADMINISTRACIÓN</b>	<b>\$1,029.41</b>	<b>-\$1,029.41</b>	<b>\$0.00</b>	<b>\$0.00</b>	<b>\$0.00</b>	<b>\$0.00</b>	<b>\$0.00</b>	<b>\$0.00</b>	<b>\$0.00</b>	<b>\$0.00</b>	<b>\$0.00</b>
5110	Muebles de oficina y estantería	\$1,029.41	-\$1,029.41	\$0.00	\$0.00	\$0.00	\$0.00	\$0.00	\$0.00	\$0.00	\$0.00	\$0.00
5111	Muebles de oficina y estantería	\$1,029.41	-\$1,029.41	\$0.00	\$0.00	\$0.00	\$0.00	\$0.00	\$0.00	\$0.00	\$0.00	\$0.00
<b>Ingresos Propios 2024</b>		<b>\$1,207,798.03</b>	<b>\$268,849.72</b>	<b>\$1,476,647.75</b>	<b>\$1,279,518.27</b>	<b>\$197,129.48</b>	<b>\$1,279,518.27</b>	<b>\$0.00</b>	<b>\$197,129.48</b>	<b>\$1,279,518.27</b>	<b>\$1,279,518.27</b>	<b>\$0.00</b>
<b>015</b>	<b>Ingresos Propios 2019</b>											
<b>2000</b>	<b>MATERIALES Y SUMINISTROS</b>	<b>\$0.00</b>	<b>\$91,053.53</b>	<b>\$91,053.53</b>	<b>\$91,053.53</b>	<b>\$0.00</b>	<b>\$91,053.53</b>	<b>\$0.00</b>	<b>\$0.00</b>	<b>\$91,053.53</b>	<b>\$91,053.53</b>	<b>\$0.00</b>
<b>2900</b>	<b>HERRAMIENTAS, REFACCIONES Y ACCESORIOS MEN</b>	<b>\$0.00</b>	<b>\$91,053.53</b>	<b>\$91,053.53</b>	<b>\$91,053.53</b>	<b>\$0.00</b>	<b>\$91,053.53</b>	<b>\$0.00</b>	<b>\$0.00</b>	<b>\$91,053.53</b>	<b>\$91,053.53</b>	<b>\$0.00</b>







Usr: financieros  
Rep: rptEstadoPresupuestoEgresos\_FF

## Instituto Tecnológico Superior de Tepeaca Estado de Puebla

Estado del Ejercicio del Presupuesto de Egresos por Fuente de Financiamiento Al 30/nov./2024

Fecha y hora de Impresión | 06/dic./2024  
03:17 p. m.

Unidad Administrativa Objeto del Gasto	Aprobado	Ampliaciones / (Reducciones)	Presupuesto Vigente	Comprometido	Presupuesto Disponible para Comprometer	Devengado	Comprometid o No Devengado	Presupuesto Sin Devengar	Ejercido	Pagado	Cuentas por Pagar Deuda
2960 Refacciones y accesorios menores de equipo de transpor	\$0.00	\$91,053.53	\$91,053.53	\$91,053.53	\$0.00	\$91,053.53	\$0.00	\$0.00	\$91,053.53	\$91,053.53	\$0.00
2961 Refacciones y accesorios menores de equipo de transpor	\$0.00	\$91,053.53	\$91,053.53	\$91,053.53	\$0.00	\$91,053.53	\$0.00	\$0.00	\$91,053.53	\$91,053.53	\$0.00
<b>3000 SERVICIOS GENERALES</b>	<b>\$0.00</b>	<b>\$32,648.08</b>	<b>\$32,648.08</b>	<b>\$32,648.08</b>	<b>\$0.00</b>	<b>\$32,648.08</b>	<b>\$0.00</b>	<b>\$0.00</b>	<b>\$32,648.08</b>	<b>\$32,648.08</b>	<b>\$0.00</b>
<b>3500 SERVICIOS DE INSTALACIÓN, REPARACIÓN, MANTEN</b>	<b>\$0.00</b>	<b>\$32,648.08</b>	<b>\$32,648.08</b>	<b>\$32,648.08</b>	<b>\$0.00</b>	<b>\$32,648.08</b>	<b>\$0.00</b>	<b>\$0.00</b>	<b>\$32,648.08</b>	<b>\$32,648.08</b>	<b>\$0.00</b>
3550 Reparación y mantenimiento de equipo de transporte	\$0.00	\$32,648.08	\$32,648.08	\$32,648.08	\$0.00	\$32,648.08	\$0.00	\$0.00	\$32,648.08	\$32,648.08	\$0.00
3551 Mantenimiento y conservación de vehículos terrestres, aé	\$0.00	\$32,648.08	\$32,648.08	\$32,648.08	\$0.00	\$32,648.08	\$0.00	\$0.00	\$32,648.08	\$32,648.08	\$0.00
<b>Ingresos Propios 2019</b>	<b>\$0.00</b>	<b>\$123,701.61</b>	<b>\$123,701.61</b>	<b>\$123,701.61</b>	<b>\$0.00</b>	<b>\$123,701.61</b>	<b>\$0.00</b>	<b>\$0.00</b>	<b>\$123,701.61</b>	<b>\$123,701.61</b>	<b>\$0.00</b>
<b>025 Federal 2024</b>											
<b>1000 SERVICIOS PERSONALES</b>	<b>\$23,274,182.00</b>	<b>\$78,991.00</b>	<b>\$23,353,173.00</b>	<b>\$19,556,642.25</b>	<b>\$3,796,530.75</b>	<b>\$19,556,642.25</b>	<b>\$0.00</b>	<b>\$3,796,530.75</b>	<b>\$19,556,642.25</b>	<b>\$19,397,652.43</b>	<b>\$158,989.82</b>
<b>1100 REMUNERACIONES AL PERSONAL DE CARÁCTER PE</b>	<b>\$13,047,015.00</b>	<b>\$78,991.00</b>	<b>\$13,126,006.00</b>	<b>\$12,621,389.90</b>	<b>\$504,616.10</b>	<b>\$12,621,389.90</b>	<b>\$0.00</b>	<b>\$504,616.10</b>	<b>\$12,621,389.90</b>	<b>\$12,621,389.90</b>	<b>\$0.00</b>
1130 Sueldos base al personal permanente	\$13,047,015.00	\$78,991.00	\$13,126,006.00	\$12,621,389.90	\$504,616.10	\$12,621,389.90	\$0.00	\$504,616.10	\$12,621,389.90	\$12,621,389.90	\$0.00
1132 Sueldo base al personal de confianza	\$13,047,015.00	\$78,991.00	\$13,126,006.00	\$12,621,389.90	\$504,616.10	\$12,621,389.90	\$0.00	\$504,616.10	\$12,621,389.90	\$12,621,389.90	\$0.00
<b>1300 REMUNERACIONES ADICIONALES Y ESPECIALES</b>	<b>\$4,478,761.00</b>	<b>-\$289,998.63</b>	<b>\$4,188,762.37</b>	<b>\$1,832,587.30</b>	<b>\$2,356,175.07</b>	<b>\$1,832,587.30</b>	<b>\$0.00</b>	<b>\$2,356,175.07</b>	<b>\$1,832,587.30</b>	<b>\$1,832,587.30</b>	<b>\$0.00</b>
1310 Primas por años de servicios efectivos prestados	\$1,971,539.00	-\$289,998.63	\$1,681,540.37	\$699,901.67	\$981,638.70	\$699,901.67	\$0.00	\$981,638.70	\$699,901.67	\$699,901.67	\$0.00
1311 Prima quinquenal por años de servicios efectivos prestad	\$0.00	\$699,901.67	\$699,901.67	\$699,901.67	\$0.00	\$699,901.67	\$0.00	\$0.00	\$699,901.67	\$699,901.67	\$0.00
1312 Prima de antigüedad	\$1,971,539.00	-\$989,900.30	\$981,638.70	\$0.00	\$981,638.70	\$0.00	\$0.00	\$981,638.70	\$0.00	\$0.00	\$0.00
1320 Primas de vacaciones, dominical y gratificación de fin de	\$2,281,444.00	\$0.00	\$2,281,444.00	\$928,515.82	\$1,352,928.18	\$928,515.82	\$0.00	\$1,352,928.18	\$928,515.82	\$928,515.82	\$0.00
1321 Primas de vacaciones y dominical	\$855,541.00	\$0.00	\$855,541.00	\$757,315.24	\$98,225.76	\$757,315.24	\$0.00	\$98,225.76	\$757,315.24	\$757,315.24	\$0.00
1322 Aguinaldo o gratificación de fin de año	\$1,425,903.00	\$0.00	\$1,425,903.00	\$171,200.58	\$1,254,702.42	\$171,200.58	\$0.00	\$1,254,702.42	\$171,200.58	\$171,200.58	\$0.00
1340 Compensaciones	\$225,778.00	\$0.00	\$225,778.00	\$204,169.81	\$21,608.19	\$204,169.81	\$0.00	\$21,608.19	\$204,169.81	\$204,169.81	\$0.00
1343 Compensación por adquisición de material didáctico	\$225,778.00	\$0.00	\$225,778.00	\$204,169.81	\$21,608.19	\$204,169.81	\$0.00	\$21,608.19	\$204,169.81	\$204,169.81	\$0.00
<b>1400 SEGURIDAD SOCIAL</b>	<b>\$2,926,338.00</b>	<b>\$1,093,333.91</b>	<b>\$4,019,671.91</b>	<b>\$4,019,671.91</b>	<b>\$0.00</b>	<b>\$4,019,671.91</b>	<b>\$0.00</b>	<b>\$0.00</b>	<b>\$4,019,671.91</b>	<b>\$3,860,682.09</b>	<b>\$158,989.82</b>
1410 Aportaciones de seguridad social	\$2,926,338.00	\$840,440.28	\$3,766,778.28	\$3,766,778.28	\$0.00	\$3,766,778.28	\$0.00	\$0.00	\$3,766,778.28	\$3,766,778.28	\$0.00
1411 Aportaciones al Instituto de Seguridad y Servicios Sociale	\$2,926,338.00	\$840,440.28	\$3,766,778.28	\$3,766,778.28	\$0.00	\$3,766,778.28	\$0.00	\$0.00	\$3,766,778.28	\$3,766,778.28	\$0.00
1430 Aportaciones al sistema para el retiro	\$0.00	\$252,893.63	\$252,893.63	\$252,893.63	\$0.00	\$252,893.63	\$0.00	\$0.00	\$252,893.63	\$93,903.81	\$158,989.82
1431 Aportaciones al sistema de ahorro para el retiro	\$0.00	\$252,893.63	\$252,893.63	\$252,893.63	\$0.00	\$252,893.63	\$0.00	\$0.00	\$252,893.63	\$93,903.81	\$158,989.82
<b>1500 OTRAS PRESTACIONES SOCIALES Y ECONÓMICAS</b>	<b>\$1,096,892.00</b>	<b>\$41,214.72</b>	<b>\$1,138,106.72</b>	<b>\$1,003,780.47</b>	<b>\$134,326.25</b>	<b>\$1,003,780.47</b>	<b>\$0.00</b>	<b>\$134,326.25</b>	<b>\$1,003,780.47</b>	<b>\$1,003,780.47</b>	<b>\$0.00</b>
1540 Prestaciones contributivas	\$932,636.00	\$47,608.47	\$980,244.47	\$980,244.47	\$0.00	\$980,244.47	\$0.00	\$0.00	\$980,244.47	\$980,244.47	\$0.00
1543 Prestaciones establecidas por condiciones generales de t	\$932,636.00	\$47,608.47	\$980,244.47	\$980,244.47	\$0.00	\$980,244.47	\$0.00	\$0.00	\$980,244.47	\$980,244.47	\$0.00
1590 Otras prestaciones sociales y económicas	\$164,256.00	-\$6,393.75	\$157,862.25	\$23,536.00	\$134,326.25	\$23,536.00	\$0.00	\$134,326.25	\$23,536.00	\$23,536.00	\$0.00

GOBIERNO DEL ESTADO  
DE PUEBLA  
INSTITUTO TECNOLÓGICO  
SUPERIOR DE TEPEACA  
DIRECCIÓN




Usr: financieros  
Rep: rptEstadoPresupuestoEgresos\_FF

## Instituto Tecnológico Superior de Tepeaca Estado de Puebla

Estado del Ejercicio del Presupuesto de Egresos por Fuente de Financiamiento Al 30/nov./2024

Fecha y | 06/dic./2024  
hora de Impresión | 03:17 p. m.

Unidad Administrativa		Aprobado	Ampliaciones / (Reducciones)	Presupuesto Vigente	Comprometido	Presupuesto Disponible para Comprometer	Devengado	Comprometid o No Devengado	Presupuesto Sin Devengar	Ejercido	Pagado	Cuentas por Pagar Deuda
Objeto	del Gasto											
1591	Otras prestaciones sociales	\$0.00	\$26,036.00	\$26,036.00	\$23,536.00	\$2,500.00	\$23,536.00	\$0.00	\$2,500.00	\$23,536.00	\$23,536.00	\$0.00
1593	Otras prestaciones	\$164,256.00	-\$32,429.75	\$131,826.25	\$0.00	\$131,826.25	\$0.00	\$0.00	\$131,826.25	\$0.00	\$0.00	\$0.00
<b>1600</b>	<b>PREVISIONES</b>	<b>\$844,550.00</b>	<b>-\$844,550.00</b>	<b>\$0.00</b>	<b>\$0.00</b>	<b>\$0.00</b>	<b>\$0.00</b>	<b>\$0.00</b>	<b>\$0.00</b>	<b>\$0.00</b>	<b>\$0.00</b>	<b>\$0.00</b>
1610	Previsiones de carácter laboral, económica y de seguridad	\$844,550.00	-\$844,550.00	\$0.00	\$0.00	\$0.00	\$0.00	\$0.00	\$0.00	\$0.00	\$0.00	\$0.00
1613	Otras medidas de carácter laboral y económico	\$844,550.00	-\$844,550.00	\$0.00	\$0.00	\$0.00	\$0.00	\$0.00	\$0.00	\$0.00	\$0.00	\$0.00
<b>1700</b>	<b>PAGO DE ESTÍMULOS A SERVIDORES PÚBLICOS</b>	<b>\$880,626.00</b>	<b>\$0.00</b>	<b>\$880,626.00</b>	<b>\$79,212.67</b>	<b>\$801,413.33</b>	<b>\$79,212.67</b>	<b>\$0.00</b>	<b>\$801,413.33</b>	<b>\$79,212.67</b>	<b>\$79,212.67</b>	<b>\$0.00</b>
1710	Estímulos	\$880,626.00	\$0.00	\$880,626.00	\$79,212.67	\$801,413.33	\$79,212.67	\$0.00	\$801,413.33	\$79,212.67	\$79,212.67	\$0.00
1712	Estímulos al personal operativo	\$880,626.00	\$0.00	\$880,626.00	\$79,212.67	\$801,413.33	\$79,212.67	\$0.00	\$801,413.33	\$79,212.67	\$79,212.67	\$0.00
<b>2000</b>	<b>MATERIALES Y SUMINISTROS</b>	<b>\$573,522.00</b>	<b>-\$78,117.51</b>	<b>\$495,404.49</b>	<b>\$468,611.89</b>	<b>\$26,792.60</b>	<b>\$468,611.89</b>	<b>\$0.00</b>	<b>\$26,792.60</b>	<b>\$468,611.89</b>	<b>\$468,611.89</b>	<b>\$0.00</b>
<b>2100</b>	<b>MATERIALES DE ADMINISTRACIÓN, EMISIÓN DE DOC</b>	<b>\$330,218.00</b>	<b>-\$206,487.27</b>	<b>\$123,730.73</b>	<b>\$96,938.13</b>	<b>\$26,792.60</b>	<b>\$96,938.13</b>	<b>\$0.00</b>	<b>\$26,792.60</b>	<b>\$96,938.13</b>	<b>\$96,938.13</b>	<b>\$0.00</b>
2110	Materiales, útiles y equipos menores de oficina	\$130,000.00	-\$109,276.42	\$20,723.58	\$20,723.58	\$0.00	\$20,723.58	\$0.00	\$0.00	\$20,723.58	\$20,723.58	\$0.00
2111	Materiales, útiles y equipos menores de oficina	\$130,000.00	-\$109,276.42	\$20,723.58	\$20,723.58	\$0.00	\$20,723.58	\$0.00	\$0.00	\$20,723.58	\$20,723.58	\$0.00
2140	Materiales, útiles y equipos menores de tecnologías de la	\$72,218.00	-\$55,639.88	\$16,578.12	\$16,578.12	\$0.00	\$16,578.12	\$0.00	\$0.00	\$16,578.12	\$16,578.12	\$0.00
2141	Materiales, útiles y equipos menores de tecnologías de la	\$72,218.00	-\$55,639.88	\$16,578.12	\$16,578.12	\$0.00	\$16,578.12	\$0.00	\$0.00	\$16,578.12	\$16,578.12	\$0.00
2160	Material de limpieza	\$120,000.00	-\$47,693.97	\$72,306.03	\$45,513.43	\$26,792.60	\$45,513.43	\$0.00	\$26,792.60	\$45,513.43	\$45,513.43	\$0.00
2161	Material de limpieza	\$120,000.00	-\$47,693.97	\$72,306.03	\$45,513.43	\$26,792.60	\$45,513.43	\$0.00	\$26,792.60	\$45,513.43	\$45,513.43	\$0.00
2170	Materiales y útiles de enseñanza	\$0.00	\$12,528.00	\$12,528.00	\$12,528.00	\$0.00	\$12,528.00	\$0.00	\$0.00	\$12,528.00	\$12,528.00	\$0.00
2171	Materiales y útiles de enseñanza	\$0.00	\$12,528.00	\$12,528.00	\$12,528.00	\$0.00	\$12,528.00	\$0.00	\$0.00	\$12,528.00	\$12,528.00	\$0.00
2180	Materiales para el registro e identificación de bienes y per	\$8,000.00	-\$6,405.00	\$1,595.00	\$1,595.00	\$0.00	\$1,595.00	\$0.00	\$0.00	\$1,595.00	\$1,595.00	\$0.00
2181	Registro e identificación de bienes y personas	\$8,000.00	-\$6,405.00	\$1,595.00	\$1,595.00	\$0.00	\$1,595.00	\$0.00	\$0.00	\$1,595.00	\$1,595.00	\$0.00
<b>2200</b>	<b>ALIMENTOS Y UTENSILIOS</b>	<b>\$36,000.00</b>	<b>\$62,358.25</b>	<b>\$98,358.25</b>	<b>\$98,358.25</b>	<b>\$0.00</b>	<b>\$98,358.25</b>	<b>\$0.00</b>	<b>\$0.00</b>	<b>\$98,358.25</b>	<b>\$98,358.25</b>	<b>\$0.00</b>
2210	Productos alimenticios para personas	\$36,000.00	\$62,358.25	\$98,358.25	\$98,358.25	\$0.00	\$98,358.25	\$0.00	\$0.00	\$98,358.25	\$98,358.25	\$0.00
2213	Productos alimenticios para el personal en las instalacion	\$36,000.00	\$62,358.25	\$98,358.25	\$98,358.25	\$0.00	\$98,358.25	\$0.00	\$0.00	\$98,358.25	\$98,358.25	\$0.00
<b>2300</b>	<b>MATERIAS PRIMAS Y MATERIALES DE PRODUCCIÓN</b>	<b>\$60,704.00</b>	<b>-\$50,240.80</b>	<b>\$10,463.20</b>	<b>\$10,463.20</b>	<b>\$0.00</b>	<b>\$10,463.20</b>	<b>\$0.00</b>	<b>\$0.00</b>	<b>\$10,463.20</b>	<b>\$10,463.20</b>	<b>\$0.00</b>
2310	Productos alimenticios, agropecuarios y forestales adquir	\$52,704.00	-\$52,704.00	\$0.00	\$0.00	\$0.00	\$0.00	\$0.00	\$0.00	\$0.00	\$0.00	\$0.00
2311	Productos alimenticios, agropecuarios y forestales adquir	\$52,704.00	-\$52,704.00	\$0.00	\$0.00	\$0.00	\$0.00	\$0.00	\$0.00	\$0.00	\$0.00	\$0.00
2350	Productos químicos, farmacéuticos y de laboratorio adqui	\$8,000.00	\$2,463.20	\$10,463.20	\$10,463.20	\$0.00	\$10,463.20	\$0.00	\$0.00	\$10,463.20	\$10,463.20	\$0.00
2351	Productos químicos, farmacéuticos y de laboratorio adqui	\$8,000.00	\$2,463.20	\$10,463.20	\$10,463.20	\$0.00	\$10,463.20	\$0.00	\$0.00	\$10,463.20	\$10,463.20	\$0.00
<b>2400</b>	<b>MATERIALES Y ARTÍCULOS DE CONSTRUCCIÓN Y DE</b>	<b>\$0.00</b>	<b>\$82,937.18</b>	<b>\$82,937.18</b>	<b>\$82,937.18</b>	<b>\$0.00</b>	<b>\$82,937.18</b>	<b>\$0.00</b>	<b>\$0.00</b>	<b>\$82,937.18</b>	<b>\$82,937.18</b>	<b>\$0.00</b>
2410	Productos minerales no metálicos	\$0.00	\$4,050.72	\$4,050.72	\$4,050.72	\$0.00	\$4,050.72	\$0.00	\$0.00	\$4,050.72	\$4,050.72	\$0.00
2411	Productos minerales no metálicos	\$0.00	\$4,050.72	\$4,050.72	\$4,050.72	\$0.00	\$4,050.72	\$0.00	\$0.00	\$4,050.72	\$4,050.72	\$0.00





**Instituto Tecnológico Superior de Tepeaca**  
Estado de Puebla

Estado del Ejercicio del Presupuesto de Egresos por Fuente de Financiamiento Al 30/nov./2024



Usr: financieros  
Rep: rptEstadoPresupuestoEgresos\_FF

Fecha y hora de Impresión | 06/dic./2024  
03:17 p. m.

Unidad Administrativa	Objeto del Gasto	Aprobado	Ampliaciones / (Reducciones)	Presupuesto Vigente	Comprometido	Presupuesto Disponible para Comprometer	Devengado	Comprometido o No Devengado	Presupuesto Sin Devengar	Ejercido	Pagado	Cuentas por Pagar Deuda
2420	Cemento y productos de concreto	\$0.00	\$28,526.45	\$28,526.45	\$28,526.45	\$0.00	\$28,526.45	\$0.00	\$0.00	\$28,526.45	\$28,526.45	\$0.00
2421	Cemento y productos de concreto	\$0.00	\$28,526.45	\$28,526.45	\$28,526.45	\$0.00	\$28,526.45	\$0.00	\$0.00	\$28,526.45	\$28,526.45	\$0.00
2430	Cal, yeso y productos de yeso	\$0.00	\$1,348.50	\$1,348.50	\$1,348.50	\$0.00	\$1,348.50	\$0.00	\$0.00	\$1,348.50	\$1,348.50	\$0.00
2431	Cal, yeso y productos de yeso	\$0.00	\$1,348.50	\$1,348.50	\$1,348.50	\$0.00	\$1,348.50	\$0.00	\$0.00	\$1,348.50	\$1,348.50	\$0.00
2440	Madera y productos de madera	\$0.00	\$939.60	\$939.60	\$939.60	\$0.00	\$939.60	\$0.00	\$0.00	\$939.60	\$939.60	\$0.00
2441	Madera y productos de madera	\$0.00	\$939.60	\$939.60	\$939.60	\$0.00	\$939.60	\$0.00	\$0.00	\$939.60	\$939.60	\$0.00
2460	Material eléctrico y electrónico	\$0.00	\$22,781.70	\$22,781.70	\$22,781.70	\$0.00	\$22,781.70	\$0.00	\$0.00	\$22,781.70	\$22,781.70	\$0.00
2461	Material eléctrico y electrónico	\$0.00	\$22,781.70	\$22,781.70	\$22,781.70	\$0.00	\$22,781.70	\$0.00	\$0.00	\$22,781.70	\$22,781.70	\$0.00
2470	Artículos metálicos para la construcción	\$0.00	\$14,052.65	\$14,052.65	\$14,052.65	\$0.00	\$14,052.65	\$0.00	\$0.00	\$14,052.65	\$14,052.65	\$0.00
2471	Artículos metálicos para la construcción	\$0.00	\$14,052.65	\$14,052.65	\$14,052.65	\$0.00	\$14,052.65	\$0.00	\$0.00	\$14,052.65	\$14,052.65	\$0.00
2490	Otros materiales y artículos de construcción y reparación	\$0.00	\$11,237.56	\$11,237.56	\$11,237.56	\$0.00	\$11,237.56	\$0.00	\$0.00	\$11,237.56	\$11,237.56	\$0.00
2491	Otros materiales y artículos de construcción y reparación	\$0.00	\$11,237.56	\$11,237.56	\$11,237.56	\$0.00	\$11,237.56	\$0.00	\$0.00	\$11,237.56	\$11,237.56	\$0.00
<b>2500</b>	<b>PRODUCTOS QUÍMICOS, FARMACÉUTICOS Y DE LABORATORIO</b>	<b>\$36,600.00</b>	<b>-\$13,325.73</b>	<b>\$23,274.27</b>	<b>\$23,274.27</b>	<b>\$0.00</b>	<b>\$23,274.27</b>	<b>\$0.00</b>	<b>\$0.00</b>	<b>\$23,274.27</b>	<b>\$23,274.27</b>	<b>\$0.00</b>
2510	Productos químicos básicos	\$16,600.00	-\$16,600.00	\$0.00	\$0.00	\$0.00	\$0.00	\$0.00	\$0.00	\$0.00	\$0.00	\$0.00
2511	Productos químicos básicos	\$16,600.00	-\$16,600.00	\$0.00	\$0.00	\$0.00	\$0.00	\$0.00	\$0.00	\$0.00	\$0.00	\$0.00
2530	Medicinas y productos farmacéuticos	\$15,000.00	-\$15,000.00	\$0.00	\$0.00	\$0.00	\$0.00	\$0.00	\$0.00	\$0.00	\$0.00	\$0.00
2531	Medicinas y productos farmacéuticos	\$15,000.00	-\$15,000.00	\$0.00	\$0.00	\$0.00	\$0.00	\$0.00	\$0.00	\$0.00	\$0.00	\$0.00
2540	Materiales, accesorios y suministros médicos	\$5,000.00	-\$5,000.00	\$0.00	\$0.00	\$0.00	\$0.00	\$0.00	\$0.00	\$0.00	\$0.00	\$0.00
2541	Materiales, accesorios y suministros médicos	\$5,000.00	-\$5,000.00	\$0.00	\$0.00	\$0.00	\$0.00	\$0.00	\$0.00	\$0.00	\$0.00	\$0.00
2560	Fibras sintéticas, hules, plásticos y derivados	\$0.00	\$23,210.27	\$23,210.27	\$23,210.27	\$0.00	\$23,210.27	\$0.00	\$0.00	\$23,210.27	\$23,210.27	\$0.00
2561	Fibras sintéticas, hules, plásticos y derivados	\$0.00	\$23,210.27	\$23,210.27	\$23,210.27	\$0.00	\$23,210.27	\$0.00	\$0.00	\$23,210.27	\$23,210.27	\$0.00
2590	Otros productos químicos	\$0.00	\$64.00	\$64.00	\$64.00	\$0.00	\$64.00	\$0.00	\$0.00	\$64.00	\$64.00	\$0.00
2591	Otros productos químicos	\$0.00	\$64.00	\$64.00	\$64.00	\$0.00	\$64.00	\$0.00	\$0.00	\$64.00	\$64.00	\$0.00
<b>2600</b>	<b>COMBUSTIBLES, LUBRICANTES Y ADITIVOS</b>	<b>\$110,000.00</b>	<b>\$14,102.30</b>	<b>\$124,102.30</b>	<b>\$124,102.30</b>	<b>\$0.00</b>	<b>\$124,102.30</b>	<b>\$0.00</b>	<b>\$0.00</b>	<b>\$124,102.30</b>	<b>\$124,102.30</b>	<b>\$0.00</b>
2610	Combustibles, lubricantes y aditivos	\$110,000.00	\$14,102.30	\$124,102.30	\$124,102.30	\$0.00	\$124,102.30	\$0.00	\$0.00	\$124,102.30	\$124,102.30	\$0.00
2612	Combustibles, lubricantes y aditivos para vehículos destir	\$110,000.00	\$14,102.30	\$124,102.30	\$124,102.30	\$0.00	\$124,102.30	\$0.00	\$0.00	\$124,102.30	\$124,102.30	\$0.00
<b>2700</b>	<b>VESTUARIO, BLANCOS, PRENDAS DE PROTECCIÓN Y</b>	<b>\$0.00</b>	<b>\$1,736.18</b>	<b>\$1,736.18</b>	<b>\$1,736.18</b>	<b>\$0.00</b>	<b>\$1,736.18</b>	<b>\$0.00</b>	<b>\$0.00</b>	<b>\$1,736.18</b>	<b>\$1,736.18</b>	<b>\$0.00</b>
2720	Prendas de seguridad y protección personal	\$0.00	\$1,736.18	\$1,736.18	\$1,736.18	\$0.00	\$1,736.18	\$0.00	\$0.00	\$1,736.18	\$1,736.18	\$0.00
2721	Prendas de seguridad y protección personal	\$0.00	\$1,736.18	\$1,736.18	\$1,736.18	\$0.00	\$1,736.18	\$0.00	\$0.00	\$1,736.18	\$1,736.18	\$0.00
<b>2900</b>	<b>HERRAMIENTAS, REACCIONES Y ACCESORIOS MEN</b>	<b>\$0.00</b>	<b>\$30,802.38</b>	<b>\$30,802.38</b>	<b>\$30,802.38</b>	<b>\$0.00</b>	<b>\$30,802.38</b>	<b>\$0.00</b>	<b>\$0.00</b>	<b>\$30,802.38</b>	<b>\$30,802.38</b>	<b>\$0.00</b>
2910	Herramientas menores	\$0.00	\$1,797.51	\$1,797.51	\$1,797.51	\$0.00	\$1,797.51	\$0.00	\$0.00	\$1,797.51	\$1,797.51	\$0.00





Usr: financieros  
Rep: rptEstadoPresupuestoEgresos\_FF

## Instituto Tecnológico Superior de Tepeaca Estado de Puebla

Estado del Ejercicio del Presupuesto de Egresos por Fuente de Financiamiento Al 30/nov./2024

Fecha y hora de Impresión | 06/dic./2024  
03:17 p. m.

Unidad Administrativa Objeto del Gasto	Aprobado	Ampliaciones / (Reducciones)	Presupuesto Vigente	Comprometido	Presupuesto Disponibile para Comprometer	Devengado	Comprometid o No Devengado	Presupuesto Sin Devengar	Ejercido	Pagado	Cuentas por Pagar Deuda
2911 Herramientas menores	\$0.00	\$1,797.51	\$1,797.51	\$1,797.51	\$0.00	\$1,797.51	\$0.00	\$0.00	\$1,797.51	\$1,797.51	\$0.00
2920 Refacciones y accesorios menores de edificios	\$0.00	\$2,157.28	\$2,157.28	\$2,157.28	\$0.00	\$2,157.28	\$0.00	\$0.00	\$2,157.28	\$2,157.28	\$0.00
2921 Refacciones y accesorios menores de edificios	\$0.00	\$2,157.28	\$2,157.28	\$2,157.28	\$0.00	\$2,157.28	\$0.00	\$0.00	\$2,157.28	\$2,157.28	\$0.00
2930 Refacciones y accesorios menores de mobiliario y equipo	\$0.00	\$922.50	\$922.50	\$922.50	\$0.00	\$922.50	\$0.00	\$0.00	\$922.50	\$922.50	\$0.00
2931 Refacciones y accesorios menores de mobiliario y equipo	\$0.00	\$922.50	\$922.50	\$922.50	\$0.00	\$922.50	\$0.00	\$0.00	\$922.50	\$922.50	\$0.00
2960 Refacciones y accesorios menores de equipo de transpor	\$0.00	\$14,674.74	\$14,674.74	\$14,674.74	\$0.00	\$14,674.74	\$0.00	\$0.00	\$14,674.74	\$14,674.74	\$0.00
2961 Refacciones y accesorios menores de equipo de transpor	\$0.00	\$14,674.74	\$14,674.74	\$14,674.74	\$0.00	\$14,674.74	\$0.00	\$0.00	\$14,674.74	\$14,674.74	\$0.00
2990 Refacciones y accesorios menores otros bienes muebles	\$0.00	\$11,250.35	\$11,250.35	\$11,250.35	\$0.00	\$11,250.35	\$0.00	\$0.00	\$11,250.35	\$11,250.35	\$0.00
2991 Refacciones y accesorios menores de otros bienes mueb	\$0.00	\$11,250.35	\$11,250.35	\$11,250.35	\$0.00	\$11,250.35	\$0.00	\$0.00	\$11,250.35	\$11,250.35	\$0.00
<b>3000 SERVICIOS GENERALES</b>	<b>\$1,258,144.00</b>	<b>\$78,117.51</b>	<b>\$1,336,261.51</b>	<b>\$1,332,942.26</b>	<b>\$3,319.25</b>	<b>\$1,332,942.26</b>	<b>\$0.00</b>	<b>\$3,319.25</b>	<b>\$1,332,942.26</b>	<b>\$1,332,942.26</b>	<b>\$0.00</b>
<b>3100 SERVICIOS BÁSICOS</b>	<b>\$318,960.00</b>	<b>-\$43,700.60</b>	<b>\$275,259.40</b>	<b>\$274,747.40</b>	<b>\$512.00</b>	<b>\$274,747.40</b>	<b>\$0.00</b>	<b>\$512.00</b>	<b>\$274,747.40</b>	<b>\$274,747.40</b>	<b>\$0.00</b>
3110 Energía eléctrica	\$143,112.00	-\$33,942.08	\$109,169.92	\$109,169.92	\$0.00	\$109,169.92	\$0.00	\$0.00	\$109,169.92	\$109,169.92	\$0.00
3111 Servicio de energía eléctrica	\$143,112.00	-\$33,942.08	\$109,169.92	\$109,169.92	\$0.00	\$109,169.92	\$0.00	\$0.00	\$109,169.92	\$109,169.92	\$0.00
3120 Gas	\$19,848.00	-\$19,848.00	\$0.00	\$0.00	\$0.00	\$0.00	\$0.00	\$0.00	\$0.00	\$0.00	\$0.00
3121 Servicio de gas	\$19,848.00	-\$19,848.00	\$0.00	\$0.00	\$0.00	\$0.00	\$0.00	\$0.00	\$0.00	\$0.00	\$0.00
3130 Agua	\$150,000.00	-\$42,352.00	\$107,648.00	\$107,648.00	\$0.00	\$107,648.00	\$0.00	\$0.00	\$107,648.00	\$107,648.00	\$0.00
3133 Servicio de agua en situaciones de emergencia	\$150,000.00	-\$42,352.00	\$107,648.00	\$107,648.00	\$0.00	\$107,648.00	\$0.00	\$0.00	\$107,648.00	\$107,648.00	\$0.00
3140 Telefonía tradicional	\$6,000.00	\$0.00	\$6,000.00	\$5,488.00	\$512.00	\$5,488.00	\$0.00	\$512.00	\$5,488.00	\$5,488.00	\$0.00
3141 Servicio telefónico convencional	\$6,000.00	\$0.00	\$6,000.00	\$5,488.00	\$512.00	\$5,488.00	\$0.00	\$512.00	\$5,488.00	\$5,488.00	\$0.00
3170 Servicios de acceso de Internet, redes y procesamiento d	\$0.00	\$52,441.48	\$52,441.48	\$52,441.48	\$0.00	\$52,441.48	\$0.00	\$0.00	\$52,441.48	\$52,441.48	\$0.00
3171 Servicios de acceso de internet	\$0.00	\$52,441.48	\$52,441.48	\$52,441.48	\$0.00	\$52,441.48	\$0.00	\$0.00	\$52,441.48	\$52,441.48	\$0.00
<b>3200 SERVICIOS DE ARRENDAMIENTO</b>	<b>\$0.00</b>	<b>\$155,717.72</b>	<b>\$155,717.72</b>	<b>\$155,717.71</b>	<b>\$0.01</b>	<b>\$155,717.71</b>	<b>\$0.00</b>	<b>\$0.01</b>	<b>\$155,717.71</b>	<b>\$155,717.71</b>	<b>\$0.00</b>
3230 Arrendamiento de mobiliario y equipo de administración, e	\$0.00	\$91,305.16	\$91,305.16	\$91,305.15	\$0.01	\$91,305.15	\$0.00	\$0.01	\$91,305.15	\$91,305.15	\$0.00
3232 Arrendamiento de equipo y bienes informáticos	\$0.00	\$91,305.16	\$91,305.16	\$91,305.15	\$0.01	\$91,305.15	\$0.00	\$0.01	\$91,305.15	\$91,305.15	\$0.00
3270 Arrendamiento de activos intangibles	\$0.00	\$64,412.56	\$64,412.56	\$64,412.56	\$0.00	\$64,412.56	\$0.00	\$0.00	\$64,412.56	\$64,412.56	\$0.00
3271 Derechos de autor, patentes, regalías y otros	\$0.00	\$64,412.56	\$64,412.56	\$64,412.56	\$0.00	\$64,412.56	\$0.00	\$0.00	\$64,412.56	\$64,412.56	\$0.00
<b>3300 SERVICIOS PROFESIONALES, CIENTÍFICOS, TÉCNICO</b>	<b>\$576,478.00</b>	<b>\$84,661.00</b>	<b>\$661,139.00</b>	<b>\$661,139.00</b>	<b>\$0.00</b>	<b>\$661,139.00</b>	<b>\$0.00</b>	<b>\$0.00</b>	<b>\$661,139.00</b>	<b>\$661,139.00</b>	<b>\$0.00</b>
3310 Servicios legales, de contabilidad, auditoría y relacionados	\$0.00	\$60,904.00	\$60,904.00	\$60,904.00	\$0.00	\$60,904.00	\$0.00	\$0.00	\$60,904.00	\$60,904.00	\$0.00
3311 Servicios relacionados con procedimientos jurisdiccionales	\$0.00	\$54,404.00	\$54,404.00	\$54,404.00	\$0.00	\$54,404.00	\$0.00	\$0.00	\$54,404.00	\$54,404.00	\$0.00
3312 Otros Servicios para la operación de programas	\$0.00	\$6,500.00	\$6,500.00	\$6,500.00	\$0.00	\$6,500.00	\$0.00	\$0.00	\$6,500.00	\$6,500.00	\$0.00
3330 Servicios de consultoría administrativa, procesos, técnica	\$0.00	\$20,851.00	\$20,851.00	\$20,851.00	\$0.00	\$20,851.00	\$0.00	\$0.00	\$20,851.00	\$20,851.00	\$0.00







Usr: financieros  
Rep: rptEstadoPresupuestoEgresos\_FF

**Instituto Tecnológico Superior de Tepeaca**  
**Estado de Puebla**  
**Estado del Ejercicio del Presupuesto de Egresos por Fuente de Financiamiento Al 30/nov./2024**

Fecha y hora de Impresión | 06/dic./2024  
03:17 p. m.

Unidad Administrativa	Objeto del Gasto	Aprobado	Ampliaciones / (Reducciones)	Presupuesto Vigente	Comprometido	Presupuesto Disponible para Comprometer	Devengado	Comprometido o No Devengado	Presupuesto Sin Devengar	Ejercido	Pagado	Cuentas por Pagar Deuda
3334	Servicios de mantenimiento de aplicaciones informáticas	\$0.00	\$20,851.00	\$20,851.00	\$20,851.00	\$0.00	\$20,851.00	\$0.00	\$0.00	\$20,851.00	\$20,851.00	\$0.00
3340	Servicios de capacitación	\$0.00	\$2,500.00	\$2,500.00	\$2,500.00	\$0.00	\$2,500.00	\$0.00	\$0.00	\$2,500.00	\$2,500.00	\$0.00
3341	Capacitación institucional	\$0.00	\$2,500.00	\$2,500.00	\$2,500.00	\$0.00	\$2,500.00	\$0.00	\$0.00	\$2,500.00	\$2,500.00	\$0.00
3350	Servicios de investigación científica y desarrollo	\$0.00	\$406.00	\$406.00	\$406.00	\$0.00	\$406.00	\$0.00	\$0.00	\$406.00	\$406.00	\$0.00
3351	Servicios de investigación científica y desarrollo	\$0.00	\$406.00	\$406.00	\$406.00	\$0.00	\$406.00	\$0.00	\$0.00	\$406.00	\$406.00	\$0.00
3380	Servicios de vigilancia	\$576,478.00	\$0.00	\$576,478.00	\$576,478.00	\$0.00	\$576,478.00	\$0.00	\$0.00	\$576,478.00	\$576,478.00	\$0.00
3381	Servicios de vigilancia	\$576,478.00	\$0.00	\$576,478.00	\$576,478.00	\$0.00	\$576,478.00	\$0.00	\$0.00	\$576,478.00	\$576,478.00	\$0.00
<b>3400</b>	<b>SERVICIOS FINANCIEROS, BANCARIOS Y COMERCIALES</b>	<b>\$92,698.00</b>	<b>\$73,891.48</b>	<b>\$166,589.48</b>	<b>\$165,382.24</b>	<b>\$1,207.24</b>	<b>\$165,382.24</b>	<b>\$0.00</b>	<b>\$1,207.24</b>	<b>\$165,382.24</b>	<b>\$165,382.24</b>	<b>\$0.00</b>
3450	Seguro de bienes patrimoniales	\$0.00	\$113,298.66	\$113,298.66	\$113,298.00	\$0.66	\$113,298.00	\$0.00	\$0.66	\$113,298.00	\$113,298.00	\$0.00
3451	Seguros de bienes patrimoniales	\$0.00	\$113,298.66	\$113,298.66	\$113,298.00	\$0.66	\$113,298.00	\$0.00	\$0.66	\$113,298.00	\$113,298.00	\$0.00
3490	Servicios financieros, bancarios y comerciales integrales	\$92,698.00	-\$39,407.18	\$53,290.82	\$52,084.24	\$1,206.58	\$52,084.24	\$0.00	\$1,206.58	\$52,084.24	\$52,084.24	\$0.00
3491	Servicios financieros, bancarios y comerciales integrales	\$92,698.00	-\$39,407.18	\$53,290.82	\$52,084.24	\$1,206.58	\$52,084.24	\$0.00	\$1,206.58	\$52,084.24	\$52,084.24	\$0.00
<b>3500</b>	<b>SERVICIOS DE INSTALACIÓN, REPARACIÓN, MANTENIMIENTO Y CONSERVACIÓN</b>	<b>\$65,223.96</b>	<b>-\$51,071.95</b>	<b>\$14,152.01</b>	<b>\$14,152.01</b>	<b>\$0.00</b>	<b>\$14,152.01</b>	<b>\$0.00</b>	<b>\$0.00</b>	<b>\$14,152.01</b>	<b>\$14,152.01</b>	<b>\$0.00</b>
3510	Conservación y mantenimiento menor de inmuebles	\$0.00	\$12,760.00	\$12,760.00	\$12,760.00	\$0.00	\$12,760.00	\$0.00	\$0.00	\$12,760.00	\$12,760.00	\$0.00
3512	Mantenimiento y conservación menor de inmuebles para	\$0.00	\$12,760.00	\$12,760.00	\$12,760.00	\$0.00	\$12,760.00	\$0.00	\$0.00	\$12,760.00	\$12,760.00	\$0.00
3520	Instalación, reparación y mantenimiento de mobiliario y equipo de	\$65,223.96	-\$65,223.96	\$0.00	\$0.00	\$0.00	\$0.00	\$0.00	\$0.00	\$0.00	\$0.00	\$0.00
3521	Mantenimiento y conservación de mobiliario y equipo de	\$65,223.96	-\$65,223.96	\$0.00	\$0.00	\$0.00	\$0.00	\$0.00	\$0.00	\$0.00	\$0.00	\$0.00
3550	Reparación y mantenimiento de equipo de transporte	\$0.00	\$1,392.01	\$1,392.01	\$1,392.01	\$0.00	\$1,392.01	\$0.00	\$0.00	\$1,392.01	\$1,392.01	\$0.00
3551	Mantenimiento y conservación de vehículos terrestres, aé	\$0.00	\$1,392.01	\$1,392.01	\$1,392.01	\$0.00	\$1,392.01	\$0.00	\$0.00	\$1,392.01	\$1,392.01	\$0.00
<b>3700</b>	<b>SERVICIOS DE TRASLADOS Y VIÁTICOS</b>	<b>\$87,656.00</b>	<b>-\$69,829.50</b>	<b>\$17,826.50</b>	<b>\$16,226.50</b>	<b>\$1,600.00</b>	<b>\$16,226.50</b>	<b>\$0.00</b>	<b>\$1,600.00</b>	<b>\$16,226.50</b>	<b>\$16,226.50</b>	<b>\$0.00</b>
3720	Pasajes terrestres	\$8,000.00	-\$5,112.00	\$2,888.00	\$2,888.00	\$0.00	\$2,888.00	\$0.00	\$0.00	\$2,888.00	\$2,888.00	\$0.00
3721	Pasajes terrestres nacionales	\$8,000.00	-\$5,112.00	\$2,888.00	\$2,888.00	\$0.00	\$2,888.00	\$0.00	\$0.00	\$2,888.00	\$2,888.00	\$0.00
3750	Viáticos en el país	\$75,000.00	-\$60,579.50	\$14,420.50	\$12,820.50	\$1,600.00	\$12,820.50	\$0.00	\$1,600.00	\$12,820.50	\$12,820.50	\$0.00
3751	Viáticos en el país	\$75,000.00	-\$60,579.50	\$14,420.50	\$12,820.50	\$1,600.00	\$12,820.50	\$0.00	\$1,600.00	\$12,820.50	\$12,820.50	\$0.00
3790	Otros servicios de traslado y hospedaje	\$4,656.00	-\$4,138.00	\$518.00	\$518.00	\$0.00	\$518.00	\$0.00	\$0.00	\$518.00	\$518.00	\$0.00
3791	Otros servicios de traslado y hospedaje	\$4,656.00	-\$4,138.00	\$518.00	\$518.00	\$0.00	\$518.00	\$0.00	\$0.00	\$518.00	\$518.00	\$0.00
<b>3800</b>	<b>SERVICIOS OFICIALES</b>	<b>\$0.00</b>	<b>\$24,332.88</b>	<b>\$24,332.88</b>	<b>\$24,332.88</b>	<b>\$0.00</b>	<b>\$24,332.88</b>	<b>\$0.00</b>	<b>\$0.00</b>	<b>\$24,332.88</b>	<b>\$24,332.88</b>	<b>\$0.00</b>
3820	Gastos de orden social y cultural	\$0.00	\$24,332.88	\$24,332.88	\$24,332.88	\$0.00	\$24,332.88	\$0.00	\$0.00	\$24,332.88	\$24,332.88	\$0.00
3821	Gastos de orden social	\$0.00	\$24,332.88	\$24,332.88	\$24,332.88	\$0.00	\$24,332.88	\$0.00	\$0.00	\$24,332.88	\$24,332.88	\$0.00
<b>3900</b>	<b>OTROS SERVICIOS GENERALES</b>	<b>\$117,128.04</b>	<b>-\$95,883.52</b>	<b>\$21,244.52</b>	<b>\$21,244.52</b>	<b>\$0.00</b>	<b>\$21,244.52</b>	<b>\$0.00</b>	<b>\$0.00</b>	<b>\$21,244.52</b>	<b>\$21,244.52</b>	<b>\$0.00</b>
3920	Impuestos y derechos	\$26,818.00	-\$5,777.00	\$21,041.00	\$21,041.00	\$0.00	\$21,041.00	\$0.00	\$0.00	\$21,041.00	\$21,041.00	\$0.00





Usr: financieros  
Rep: rptEstadoPresupuestoEgresos\_FF

## Instituto Tecnológico Superior de Tepeaca Estado de Puebla

Estado del Ejercicio del Presupuesto de Egresos por Fuente de Financiamiento Al 30/nov./2024

Fecha y hora de Impresión | 06/dic./2024  
03:17 p. m.

Unidad Administrativa Objeto del Gasto	Aprobado	Ampliaciones / (Reducciones)	Presupuesto Vigente	Comprometido	Presupuesto Disponible para Comprometer	Devengado	Comprometid o No Devengado	Presupuesto Sin Devengar	Ejercido	Pagado	Cuentas por Pagar Deuda
3921 Otros impuestos y derechos	\$26,818.00	-\$5,777.00	\$21,041.00	\$21,041.00	\$0.00	\$21,041.00	\$0.00	\$0.00	\$21,041.00	\$21,041.00	\$0.00
3980 Impuesto sobre nóminas y otros que se deriven de una re	\$90,310.04	-\$90,310.04	\$0.00	\$0.00	\$0.00	\$0.00	\$0.00	\$0.00	\$0.00	\$0.00	\$0.00
3981 Impuesto sobre nóminas y otros que se deriven de una re	\$90,310.04	-\$90,310.04	\$0.00	\$0.00	\$0.00	\$0.00	\$0.00	\$0.00	\$0.00	\$0.00	\$0.00
3990 Otros servicios generales	\$0.00	\$203.52	\$203.52	\$203.52	\$0.00	\$203.52	\$0.00	\$0.00	\$203.52	\$203.52	\$0.00
3993 Otros servicios generales	\$0.00	\$203.52	\$203.52	\$203.52	\$0.00	\$203.52	\$0.00	\$0.00	\$203.52	\$203.52	\$0.00
<b>Federal 2024</b>	<b>\$25,105,848.00</b>	<b>\$78,991.00</b>	<b>\$25,184,839.00</b>	<b>\$21,358,196.40</b>	<b>\$3,826,642.60</b>	<b>\$21,358,196.40</b>	<b>\$0.00</b>	<b>\$3,826,642.60</b>	<b>\$21,358,196.40</b>	<b>\$21,199,206.58</b>	<b>\$158,989.82</b>
<b>110 Recursos Fiscales</b>											
<b>1000 SERVICIOS PERSONALES</b>	<b>\$0.00</b>	<b>\$4,691,069.00</b>	<b>\$4,691,069.00</b>	<b>\$3,889,655.67</b>	<b>\$801,413.33</b>	<b>\$3,889,655.67</b>	<b>\$0.00</b>	<b>\$801,413.33</b>	<b>\$3,889,655.67</b>	<b>\$3,889,655.67</b>	<b>\$0.00</b>
<b>1100 REMUNERACIONES AL PERSONAL DE CARÁCTER PE</b>	<b>\$0.00</b>	<b>\$2,790,993.61</b>	<b>\$2,790,993.61</b>	<b>\$2,790,993.61</b>	<b>\$0.00</b>	<b>\$2,790,993.61</b>	<b>\$0.00</b>	<b>\$0.00</b>	<b>\$2,790,993.61</b>	<b>\$2,790,993.61</b>	<b>\$0.00</b>
1130 Sueldos base al personal permanente	\$0.00	\$2,790,993.61	\$2,790,993.61	\$2,790,993.61	\$0.00	\$2,790,993.61	\$0.00	\$0.00	\$2,790,993.61	\$2,790,993.61	\$0.00
1132 Sueldo base al personal de confianza	\$0.00	\$2,790,993.61	\$2,790,993.61	\$2,790,993.61	\$0.00	\$2,790,993.61	\$0.00	\$0.00	\$2,790,993.61	\$2,790,993.61	\$0.00
<b>1300 REMUNERACIONES ADICIONALES Y ESPECIALES</b>	<b>\$0.00</b>	<b>\$198,694.16</b>	<b>\$198,694.16</b>	<b>\$198,694.16</b>	<b>\$0.00</b>	<b>\$198,694.16</b>	<b>\$0.00</b>	<b>\$0.00</b>	<b>\$198,694.16</b>	<b>\$198,694.16</b>	<b>\$0.00</b>
1310 Primas por años de servicios efectivos prestados	\$0.00	\$154,538.42	\$154,538.42	\$154,538.42	\$0.00	\$154,538.42	\$0.00	\$0.00	\$154,538.42	\$154,538.42	\$0.00
1311 Prima quinquenal por años de servicios efectivos prestad	\$0.00	\$154,538.42	\$154,538.42	\$154,538.42	\$0.00	\$154,538.42	\$0.00	\$0.00	\$154,538.42	\$154,538.42	\$0.00
1340 Compensaciones	\$0.00	\$44,155.74	\$44,155.74	\$44,155.74	\$0.00	\$44,155.74	\$0.00	\$0.00	\$44,155.74	\$44,155.74	\$0.00
1343 Compensación por adquisición de material didáctico	\$0.00	\$44,155.74	\$44,155.74	\$44,155.74	\$0.00	\$44,155.74	\$0.00	\$0.00	\$44,155.74	\$44,155.74	\$0.00
<b>1400 SEGURIDAD SOCIAL</b>	<b>\$0.00</b>	<b>\$623,680.34</b>	<b>\$623,680.34</b>	<b>\$623,680.34</b>	<b>\$0.00</b>	<b>\$623,680.34</b>	<b>\$0.00</b>	<b>\$0.00</b>	<b>\$623,680.34</b>	<b>\$623,680.34</b>	<b>\$0.00</b>
1410 Aportaciones de seguridad social	\$0.00	\$567,851.86	\$567,851.86	\$567,851.86	\$0.00	\$567,851.86	\$0.00	\$0.00	\$567,851.86	\$567,851.86	\$0.00
1411 Aportaciones al Instituto de Seguridad y Servicios Sociale	\$0.00	\$567,851.86	\$567,851.86	\$567,851.86	\$0.00	\$567,851.86	\$0.00	\$0.00	\$567,851.86	\$567,851.86	\$0.00
1430 Aportaciones al sistema para el retiro	\$0.00	\$55,828.48	\$55,828.48	\$55,828.48	\$0.00	\$55,828.48	\$0.00	\$0.00	\$55,828.48	\$55,828.48	\$0.00
1431 Aportaciones al sistema de ahorro para el retiro	\$0.00	\$55,828.48	\$55,828.48	\$55,828.48	\$0.00	\$55,828.48	\$0.00	\$0.00	\$55,828.48	\$55,828.48	\$0.00
<b>1500 OTRAS PRESTACIONES SOCIALES Y ECONÓMICAS</b>	<b>\$0.00</b>	<b>\$197,074.89</b>	<b>\$197,074.89</b>	<b>\$197,074.89</b>	<b>\$0.00</b>	<b>\$197,074.89</b>	<b>\$0.00</b>	<b>\$0.00</b>	<b>\$197,074.89</b>	<b>\$197,074.89</b>	<b>\$0.00</b>
1540 Prestaciones contractuales	\$0.00	\$197,074.89	\$197,074.89	\$197,074.89	\$0.00	\$197,074.89	\$0.00	\$0.00	\$197,074.89	\$197,074.89	\$0.00
1543 Prestaciones establecidas por condiciones generales de t	\$0.00	\$197,074.89	\$197,074.89	\$197,074.89	\$0.00	\$197,074.89	\$0.00	\$0.00	\$197,074.89	\$197,074.89	\$0.00
<b>1700 PAGO DE ESTÍMULOS A SERVIDORES PÚBLICOS</b>	<b>\$0.00</b>	<b>\$880,626.00</b>	<b>\$880,626.00</b>	<b>\$79,212.67</b>	<b>\$801,413.33</b>	<b>\$79,212.67</b>	<b>\$0.00</b>	<b>\$801,413.33</b>	<b>\$79,212.67</b>	<b>\$79,212.67</b>	<b>\$0.00</b>
1710 Estímulos	\$0.00	\$880,626.00	\$880,626.00	\$79,212.67	\$801,413.33	\$79,212.67	\$0.00	\$801,413.33	\$79,212.67	\$79,212.67	\$0.00
1712 Estímulos al personal operativo	\$0.00	\$880,626.00	\$880,626.00	\$79,212.67	\$801,413.33	\$79,212.67	\$0.00	\$801,413.33	\$79,212.67	\$79,212.67	\$0.00
<b>2000 MATERIALES Y SUMINISTROS</b>	<b>\$0.00</b>	<b>\$100,933.35</b>	<b>\$100,933.35</b>	<b>\$93,222.31</b>	<b>\$7,711.04</b>	<b>\$93,222.31</b>	<b>\$0.00</b>	<b>\$7,711.04</b>	<b>\$93,222.31</b>	<b>\$93,222.31</b>	<b>\$0.00</b>
2100 MATERIALES DE ADMINISTRACIÓN, EMISIÓN DE DOC	\$0.00	\$320.00	\$320.00	\$320.00	\$0.00	\$320.00	\$0.00	\$0.00	\$320.00	\$320.00	\$0.00
2160 Material de limpieza	\$0.00	\$320.00	\$320.00	\$320.00	\$0.00	\$320.00	\$0.00	\$0.00	\$320.00	\$320.00	\$0.00

GOBIERNO DEL ESTADO  
DE PUEBLA  
INSTITUTO TECNOLÓGICO  
SUPERIOR DE TEPEACA  
DIRECCIÓN






Usr: financieros  
Rep: rptEstadoPresupuestoEgresos\_FF

**Instituto Tecnológico Superior de Tepeaca**  
**Estado de Puebla**  
**Estado del Ejercicio del Presupuesto de Egresos por Fuente de Financiamiento Al 30/nov./2024**

Fecha y 06/dic./2024  
hora de Impresión 03:17 p. m.

Unidad Administrativa	Objeto del Gasto	Aprobado	Ampliaciones / (Reducciones)	Presupuesto Vigente	Comprometido	Presupuesto Disponible para Comprometer	Devengado	Comprometid o No Devengado	Presupuesto Sin Devengar	Ejercido	Pagado	Cuentas por Pagar Deuda
2161	Material de limpieza	\$0.00	\$320.00	\$320.00	\$320.00	\$0.00	\$320.00	\$0.00	\$0.00	\$320.00	\$320.00	\$0.00
<b>2200</b>	<b>ALIMENTOS Y UTENSILIOS</b>	<b>\$0.00</b>	<b>\$18,058.16</b>	<b>\$18,058.16</b>	<b>\$18,058.16</b>	<b>\$0.00</b>	<b>\$18,058.16</b>	<b>\$0.00</b>	<b>\$0.00</b>	<b>\$18,058.16</b>	<b>\$18,058.16</b>	<b>\$0.00</b>
2210	Productos alimenticios para personas	\$0.00	\$18,058.16	\$18,058.16	\$18,058.16	\$0.00	\$18,058.16	\$0.00	\$0.00	\$18,058.16	\$18,058.16	\$0.00
2213	Productos alimenticios para el personal en las instalaciones	\$0.00	\$18,058.16	\$18,058.16	\$18,058.16	\$0.00	\$18,058.16	\$0.00	\$0.00	\$18,058.16	\$18,058.16	\$0.00
<b>2400</b>	<b>MATERIALES Y ARTÍCULOS DE CONSTRUCCIÓN Y DE</b>	<b>\$0.00</b>	<b>\$21,579.54</b>	<b>\$21,579.54</b>	<b>\$21,579.54</b>	<b>\$0.00</b>	<b>\$21,579.54</b>	<b>\$0.00</b>	<b>\$0.00</b>	<b>\$21,579.54</b>	<b>\$21,579.54</b>	<b>\$0.00</b>
2410	Productos minerales no metálicos	\$0.00	\$1,682.00	\$1,682.00	\$1,682.00	\$0.00	\$1,682.00	\$0.00	\$0.00	\$1,682.00	\$1,682.00	\$0.00
2411	Productos minerales no metálicos	\$0.00	\$1,682.00	\$1,682.00	\$1,682.00	\$0.00	\$1,682.00	\$0.00	\$0.00	\$1,682.00	\$1,682.00	\$0.00
2430	Cal, yeso y productos de yeso	\$0.00	\$1,700.00	\$1,700.00	\$1,700.00	\$0.00	\$1,700.00	\$0.00	\$0.00	\$1,700.00	\$1,700.00	\$0.00
2431	Cal, yeso y productos de yeso	\$0.00	\$1,700.00	\$1,700.00	\$1,700.00	\$0.00	\$1,700.00	\$0.00	\$0.00	\$1,700.00	\$1,700.00	\$0.00
2470	Artículos metálicos para la construcción	\$0.00	\$435.62	\$435.62	\$435.62	\$0.00	\$435.62	\$0.00	\$0.00	\$435.62	\$435.62	\$0.00
2471	Artículos metálicos para la construcción	\$0.00	\$435.62	\$435.62	\$435.62	\$0.00	\$435.62	\$0.00	\$0.00	\$435.62	\$435.62	\$0.00
2490	Otros materiales y artículos de construcción y reparación	\$0.00	\$17,761.92	\$17,761.92	\$17,761.92	\$0.00	\$17,761.92	\$0.00	\$0.00	\$17,761.92	\$17,761.92	\$0.00
2491	Otros materiales y artículos de construcción y reparación	\$0.00	\$17,761.92	\$17,761.92	\$17,761.92	\$0.00	\$17,761.92	\$0.00	\$0.00	\$17,761.92	\$17,761.92	\$0.00
<b>2500</b>	<b>PRODUCTOS QUÍMICOS, FARMACÉUTICOS Y DE LABO</b>	<b>\$0.00</b>	<b>\$4,106.17</b>	<b>\$4,106.17</b>	<b>\$4,106.17</b>	<b>\$0.00</b>	<b>\$4,106.17</b>	<b>\$0.00</b>	<b>\$0.00</b>	<b>\$4,106.17</b>	<b>\$4,106.17</b>	<b>\$0.00</b>
2510	Productos químicos básicos	\$0.00	\$3,343.12	\$3,343.12	\$3,343.12	\$0.00	\$3,343.12	\$0.00	\$0.00	\$3,343.12	\$3,343.12	\$0.00
2511	Productos químicos básicos	\$0.00	\$3,343.12	\$3,343.12	\$3,343.12	\$0.00	\$3,343.12	\$0.00	\$0.00	\$3,343.12	\$3,343.12	\$0.00
2540	Materiales, accesorios y suministros médicos	\$0.00	\$763.05	\$763.05	\$763.05	\$0.00	\$763.05	\$0.00	\$0.00	\$763.05	\$763.05	\$0.00
2541	Materiales, accesorios y suministros médicos	\$0.00	\$763.05	\$763.05	\$763.05	\$0.00	\$763.05	\$0.00	\$0.00	\$763.05	\$763.05	\$0.00
<b>2600</b>	<b>COMBUSTIBLES, LUBRICANTES Y ADITIVOS</b>	<b>\$0.00</b>	<b>\$45,144.00</b>	<b>\$45,144.00</b>	<b>\$37,432.96</b>	<b>\$7,711.04</b>	<b>\$37,432.96</b>	<b>\$0.00</b>	<b>\$7,711.04</b>	<b>\$37,432.96</b>	<b>\$37,432.96</b>	<b>\$0.00</b>
2610	Combustibles, lubricantes y aditivos	\$0.00	\$45,144.00	\$45,144.00	\$37,432.96	\$7,711.04	\$37,432.96	\$0.00	\$7,711.04	\$37,432.96	\$37,432.96	\$0.00
2612	Combustibles, lubricantes y aditivos para vehículos destir	\$0.00	\$45,144.00	\$45,144.00	\$37,432.96	\$7,711.04	\$37,432.96	\$0.00	\$7,711.04	\$37,432.96	\$37,432.96	\$0.00
<b>2900</b>	<b>HERRAMIENTAS, REFACCIONES Y ACCESORIOS MEN</b>	<b>\$0.00</b>	<b>\$11,725.48</b>	<b>\$11,725.48</b>	<b>\$11,725.48</b>	<b>\$0.00</b>	<b>\$11,725.48</b>	<b>\$0.00</b>	<b>\$0.00</b>	<b>\$11,725.48</b>	<b>\$11,725.48</b>	<b>\$0.00</b>
2910	Herramientas menores	\$0.00	\$4,827.34	\$4,827.34	\$4,827.34	\$0.00	\$4,827.34	\$0.00	\$0.00	\$4,827.34	\$4,827.34	\$0.00
2911	Herramientas menores	\$0.00	\$4,827.34	\$4,827.34	\$4,827.34	\$0.00	\$4,827.34	\$0.00	\$0.00	\$4,827.34	\$4,827.34	\$0.00
2940	Refacciones y accesorios menores de equipo de cómput	\$0.00	\$6,562.12	\$6,562.12	\$6,562.12	\$0.00	\$6,562.12	\$0.00	\$0.00	\$6,562.12	\$6,562.12	\$0.00
2941	Refacciones y accesorios menores para equipo de cómput	\$0.00	\$6,562.12	\$6,562.12	\$6,562.12	\$0.00	\$6,562.12	\$0.00	\$0.00	\$6,562.12	\$6,562.12	\$0.00
2990	Refacciones y accesorios menores otros bienes muebles	\$0.00	\$336.02	\$336.02	\$336.02	\$0.00	\$336.02	\$0.00	\$0.00	\$336.02	\$336.02	\$0.00
2991	Refacciones y accesorios menores de otros bienes mueb	\$0.00	\$336.02	\$336.02	\$336.02	\$0.00	\$336.02	\$0.00	\$0.00	\$336.02	\$336.02	\$0.00
<b>3000</b>	<b>SERVICIOS GENERALES</b>	<b>\$0.00</b>	<b>\$197,438.65</b>	<b>\$197,438.65</b>	<b>\$197,438.65</b>	<b>\$0.00</b>	<b>\$197,438.65</b>	<b>\$0.00</b>	<b>\$0.00</b>	<b>\$197,438.65</b>	<b>\$197,438.65</b>	<b>\$0.00</b>
<b>3100</b>	<b>SERVICIOS BÁSICOS</b>	<b>\$0.00</b>	<b>\$57,890.00</b>	<b>\$57,890.00</b>	<b>\$57,890.00</b>	<b>\$0.00</b>	<b>\$57,890.00</b>	<b>\$0.00</b>	<b>\$0.00</b>	<b>\$57,890.00</b>	<b>\$57,890.00</b>	<b>\$0.00</b>
3110	Energía eléctrica	\$0.00	\$18,793.00	\$18,793.00	\$18,793.00	\$0.00	\$18,793.00	\$0.00	\$0.00	\$18,793.00	\$18,793.00	\$0.00





Usr: financieros  
Rep: rptEstadoPresupuestoEgresos\_FF

## Instituto Tecnológico Superior de Tepeaca Estado de Puebla


Estado del Ejercicio del Presupuesto de Egresos por Fuente de Financiamiento Al 30/nov./2024

Fecha y | 06/dic./2024  
hora de Impresión | 03:17 p. m.

Unidad Administrativa Objeto del Gasto	Aprobado	Ampliaciones / (Reducciones)	Presupuesto Vigente	Comprometido	Presupuesto Disponible para Comprometer	Devengado	Comprometid o No Devengado	Presupuesto Sin Devengar	Ejercido	Pagado	Cuentas por Pagar Deuda
3111 Servicio de energía eléctrica	\$0.00	\$18,793.00	\$18,793.00	\$18,793.00	\$0.00	\$18,793.00	\$0.00	\$0.00	\$18,793.00	\$18,793.00	\$0.00
3140 Telefonía tradicional	\$0.00	\$817.00	\$817.00	\$817.00	\$0.00	\$817.00	\$0.00	\$0.00	\$817.00	\$817.00	\$0.00
3141 Servicio telefónico convencional	\$0.00	\$817.00	\$817.00	\$817.00	\$0.00	\$817.00	\$0.00	\$0.00	\$817.00	\$817.00	\$0.00
3170 Servicios de acceso de Internet, redes y procesamiento d	\$0.00	\$38,280.00	\$38,280.00	\$38,280.00	\$0.00	\$38,280.00	\$0.00	\$0.00	\$38,280.00	\$38,280.00	\$0.00
3171 Servicios de acceso de internet	\$0.00	\$38,280.00	\$38,280.00	\$38,280.00	\$0.00	\$38,280.00	\$0.00	\$0.00	\$38,280.00	\$38,280.00	\$0.00
<b>3200 SERVICIOS DE ARRENDAMIENTO</b>	<b>\$0.00</b>	<b>\$15,600.00</b>	<b>\$15,600.00</b>	<b>\$15,600.00</b>	<b>\$0.00</b>	<b>\$15,600.00</b>	<b>\$0.00</b>	<b>\$0.00</b>	<b>\$15,600.00</b>	<b>\$15,600.00</b>	<b>\$0.00</b>
3230 Arrendamiento de mobiliario y equipo de administración, r	\$0.00	\$15,600.00	\$15,600.00	\$15,600.00	\$0.00	\$15,600.00	\$0.00	\$0.00	\$15,600.00	\$15,600.00	\$0.00
3232 Arrendamiento de equipo y bienes informáticos	\$0.00	\$15,600.00	\$15,600.00	\$15,600.00	\$0.00	\$15,600.00	\$0.00	\$0.00	\$15,600.00	\$15,600.00	\$0.00
<b>3300 SERVICIOS PROFESIONALES, CIENTÍFICOS, TÉCNICO</b>	<b>\$0.00</b>	<b>\$46,749.99</b>	<b>\$46,749.99</b>	<b>\$46,749.99</b>	<b>\$0.00</b>	<b>\$46,749.99</b>	<b>\$0.00</b>	<b>\$0.00</b>	<b>\$46,749.99</b>	<b>\$46,749.99</b>	<b>\$0.00</b>
3310 Servicios legales, de contabilidad, auditoría y relacionado	\$0.00	\$40,000.00	\$40,000.00	\$40,000.00	\$0.00	\$40,000.00	\$0.00	\$0.00	\$40,000.00	\$40,000.00	\$0.00
3312 Otros Servicios para la operación de programas	\$0.00	\$40,000.00	\$40,000.00	\$40,000.00	\$0.00	\$40,000.00	\$0.00	\$0.00	\$40,000.00	\$40,000.00	\$0.00
3360 Servicios de apoyo administrativo, traducción, fotocopiad	\$0.00	\$6,749.99	\$6,749.99	\$6,749.99	\$0.00	\$6,749.99	\$0.00	\$0.00	\$6,749.99	\$6,749.99	\$0.00
3364 Servicios de impresión de material informativo derivado d	\$0.00	\$6,749.99	\$6,749.99	\$6,749.99	\$0.00	\$6,749.99	\$0.00	\$0.00	\$6,749.99	\$6,749.99	\$0.00
<b>3400 SERVICIOS FINANCIEROS, BANCARIOS Y COMERCIAI</b>	<b>\$0.00</b>	<b>\$11,930.00</b>	<b>\$11,930.00</b>	<b>\$11,930.00</b>	<b>\$0.00</b>	<b>\$11,930.00</b>	<b>\$0.00</b>	<b>\$0.00</b>	<b>\$11,930.00</b>	<b>\$11,930.00</b>	<b>\$0.00</b>
3490 Servicios financieros, bancarios y comerciales integrales	\$0.00	\$11,930.00	\$11,930.00	\$11,930.00	\$0.00	\$11,930.00	\$0.00	\$0.00	\$11,930.00	\$11,930.00	\$0.00
3491 Servicios financieros, bancarios y comerciales integrales	\$0.00	\$11,930.00	\$11,930.00	\$11,930.00	\$0.00	\$11,930.00	\$0.00	\$0.00	\$11,930.00	\$11,930.00	\$0.00
<b>3900 OTROS SERVICIOS GENERALES</b>	<b>\$0.00</b>	<b>\$65,268.66</b>	<b>\$65,268.66</b>	<b>\$65,268.66</b>	<b>\$0.00</b>	<b>\$65,268.66</b>	<b>\$0.00</b>	<b>\$0.00</b>	<b>\$65,268.66</b>	<b>\$65,268.66</b>	<b>\$0.00</b>
3920 Impuestos y derechos	\$0.00	\$1,885.50	\$1,885.50	\$1,885.50	\$0.00	\$1,885.50	\$0.00	\$0.00	\$1,885.50	\$1,885.50	\$0.00
3921 Otros impuestos y derechos	\$0.00	\$1,885.50	\$1,885.50	\$1,885.50	\$0.00	\$1,885.50	\$0.00	\$0.00	\$1,885.50	\$1,885.50	\$0.00
3980 Impuesto sobre nóminas y otros que se deriven de una re	\$0.00	\$63,383.16	\$63,383.16	\$63,383.16	\$0.00	\$63,383.16	\$0.00	\$0.00	\$63,383.16	\$63,383.16	\$0.00
3981 Impuesto sobre nóminas y otros que se deriven de una re	\$0.00	\$63,383.16	\$63,383.16	\$63,383.16	\$0.00	\$63,383.16	\$0.00	\$0.00	\$63,383.16	\$63,383.16	\$0.00
<b>Recursos Fiscales</b>	<b>\$0.00</b>	<b>\$4,989,441.00</b>	<b>\$4,989,441.00</b>	<b>\$4,180,316.63</b>	<b>\$809,124.37</b>	<b>\$4,180,316.63</b>	<b>\$0.00</b>	<b>\$809,124.37</b>	<b>\$4,180,316.63</b>	<b>\$4,180,316.63</b>	<b>\$0.00</b>

### 115 Estatal 2024

<b>1000 SERVICIOS PERSONALES</b>	<b>\$21,680,076.00</b>	<b>-\$4,981,060.00</b>	<b>\$16,699,016.00</b>	<b>\$8,351,303.24</b>	<b>\$8,347,712.76</b>	<b>\$8,351,303.24</b>	<b>\$0.00</b>	<b>\$8,347,712.76</b>	<b>\$8,351,303.24</b>	<b>\$8,285,823.34</b>	<b>\$65,479.90</b>
<b>1100 REMUNERACIONES AL PERSONAL DE CARÁCTER PE</b>	<b>\$12,975,544.00</b>	<b>-\$3,072,134.65</b>	<b>\$9,903,409.35</b>	<b>\$6,069,431.42</b>	<b>\$3,833,977.93</b>	<b>\$6,069,431.42</b>	<b>\$0.00</b>	<b>\$3,833,977.93</b>	<b>\$6,069,431.42</b>	<b>\$6,069,431.42</b>	<b>\$0.00</b>
1130 Sueldos base al personal permanente	\$12,975,544.00	-\$3,072,134.65	\$9,903,409.35	\$6,069,431.42	\$3,833,977.93	\$6,069,431.42	\$0.00	\$3,833,977.93	\$6,069,431.42	\$6,069,431.42	\$0.00
1132 Sueldo base al personal de confianza	\$12,975,544.00	-\$3,072,134.65	\$9,903,409.35	\$6,069,431.42	\$3,833,977.93	\$6,069,431.42	\$0.00	\$3,833,977.93	\$6,069,431.42	\$6,069,431.42	\$0.00
<b>1300 REMUNERACIONES ADICIONALES Y ESPECIALES</b>	<b>\$2,759,384.00</b>	<b>\$854,585.42</b>	<b>\$3,613,969.42</b>	<b>\$432,782.52</b>	<b>\$3,181,186.90</b>	<b>\$432,782.52</b>	<b>\$0.00</b>	<b>\$3,181,186.90</b>	<b>\$432,782.52</b>	<b>\$432,782.52</b>	<b>\$0.00</b>
1310 Primas por años de servicios efectivos prestados	\$275,308.00	\$1,157,738.96	\$1,433,046.96	\$319,605.54	\$1,113,441.42	\$319,605.54	\$0.00	\$1,113,441.42	\$319,605.54	\$319,605.54	\$0.00
1311 Prima quinquenal por años de servicios efectivos prestad	\$0.00	\$1,433,046.96	\$1,433,046.96	\$319,605.54	\$1,113,441.42	\$319,605.54	\$0.00	\$1,113,441.42	\$319,605.54	\$319,605.54	\$0.00







Usr: financieros  
Rep: rptEstadoPresupuestoEgresos\_FF

**Instituto Tecnológico Superior de Tepeaca**  
**Estado de Puebla**  
**Estado del Ejercicio del Presupuesto de Egresos por Fuente de Financiamiento Al 30/nov./2024**

Fecha y 06/dic./2024  
hora de Impresión 03:17 p. m.

Unidad Administrativa	Objeto del Gasto	Aprobado	Ampliaciones / (Reducciones)	Presupuesto Vigente	Comprometido	Presupuesto Disponible para Comprometer	Devengado	Comprometid o No Devengado	Presupuesto Sin Devengar	Ejercido	Pagado	Cuentas por Pagar Deuda
1312	Prima de antigüedad	\$275,308.00	-\$275,308.00	\$0.00	\$0.00	\$0.00	\$0.00	\$0.00	\$0.00	\$0.00	\$0.00	\$0.00
1320	Primas de vacaciones, dominical y gratificación de fin de	\$2,276,934.00	-\$266,544.07	\$2,010,389.93	\$18,568.49	\$1,991,821.44	\$18,568.49	\$0.00	\$1,991,821.44	\$18,568.49	\$18,568.49	\$0.00
1321	Primas de vacaciones y dominical	\$853,850.00	-\$269,363.07	\$584,486.93	\$18,568.49	\$565,918.44	\$18,568.49	\$0.00	\$565,918.44	\$18,568.49	\$18,568.49	\$0.00
1322	Aguinaldo o gratificación de fin de año	\$1,423,084.00	\$2,819.00	\$1,425,903.00	\$0.00	\$1,425,903.00	\$0.00	\$0.00	\$1,425,903.00	\$0.00	\$0.00	\$0.00
1340	Compensaciones	\$207,142.00	-\$36,609.47	\$170,532.53	\$94,608.49	\$75,924.04	\$94,608.49	\$0.00	\$75,924.04	\$94,608.49	\$94,608.49	\$0.00
1343	Compensación por adquisición de material didáctico	\$207,142.00	-\$36,609.47	\$170,532.53	\$94,608.49	\$75,924.04	\$94,608.49	\$0.00	\$75,924.04	\$94,608.49	\$94,608.49	\$0.00
<b>1400</b>	<b>SEGURIDAD SOCIAL</b>	<b>\$3,586,171.00</b>	<b>-\$1,269,667.36</b>	<b>\$2,316,503.64</b>	<b>\$1,309,026.68</b>	<b>\$1,007,476.96</b>	<b>\$1,309,026.68</b>	<b>\$0.00</b>	<b>\$1,007,476.96</b>	<b>\$1,309,026.68</b>	<b>\$1,243,546.78</b>	<b>\$65,479.90</b>
1410	Aportaciones de seguridad social	\$3,330,016.00	-\$1,135,191.64	\$2,194,824.36	\$1,187,347.40	\$1,007,476.96	\$1,187,347.40	\$0.00	\$1,007,476.96	\$1,187,347.40	\$1,187,347.40	\$0.00
1411	Aportaciones al Instituto de Seguridad y Servicios Sociale	\$3,330,016.00	-\$1,135,191.64	\$2,194,824.36	\$1,187,347.40	\$1,007,476.96	\$1,187,347.40	\$0.00	\$1,007,476.96	\$1,187,347.40	\$1,187,347.40	\$0.00
1430	Aportaciones al sistema para el retiro	\$256,155.00	-\$134,475.72	\$121,679.28	\$121,679.28	\$0.00	\$121,679.28	\$0.00	\$0.00	\$121,679.28	\$56,199.38	\$65,479.90
1431	Aportaciones al sistema de ahorro para el retiro	\$256,155.00	-\$134,475.72	\$121,679.28	\$121,679.28	\$0.00	\$121,679.28	\$0.00	\$0.00	\$121,679.28	\$56,199.38	\$65,479.90
<b>1500</b>	<b>OTRAS PRESTACIONES SOCIALES Y ECONÓMICAS</b>	<b>\$1,661,255.00</b>	<b>-\$796,121.41</b>	<b>\$865,133.59</b>	<b>\$540,062.62</b>	<b>\$325,070.97</b>	<b>\$540,062.62</b>	<b>\$0.00</b>	<b>\$325,070.97</b>	<b>\$540,062.62</b>	<b>\$540,062.62</b>	<b>\$0.00</b>
1520	Indemnizaciones	\$0.00	\$226,750.47	\$226,750.47	\$122,855.25	\$103,895.22	\$122,855.25	\$0.00	\$103,895.22	\$122,855.25	\$122,855.25	\$0.00
1521	Indemnizaciones por separación	\$0.00	\$226,750.47	\$226,750.47	\$122,855.25	\$103,895.22	\$122,855.25	\$0.00	\$103,895.22	\$122,855.25	\$122,855.25	\$0.00
1540	Prestaciones contractuales	\$932,636.00	-\$294,252.88	\$638,383.12	\$417,207.37	\$221,175.75	\$417,207.37	\$0.00	\$221,175.75	\$417,207.37	\$417,207.37	\$0.00
1543	Prestaciones establecidas por condiciones generales de t	\$932,636.00	-\$294,252.88	\$638,383.12	\$417,207.37	\$221,175.75	\$417,207.37	\$0.00	\$221,175.75	\$417,207.37	\$417,207.37	\$0.00
1590	Otras prestaciones sociales y económicas	\$728,619.00	-\$728,619.00	\$0.00	\$0.00	\$0.00	\$0.00	\$0.00	\$0.00	\$0.00	\$0.00	\$0.00
1593	Otras prestaciones	\$728,619.00	-\$728,619.00	\$0.00	\$0.00	\$0.00	\$0.00	\$0.00	\$0.00	\$0.00	\$0.00	\$0.00
<b>1600</b>	<b>PREVISIONES</b>	<b>\$697,722.00</b>	<b>-\$697,722.00</b>	<b>\$0.00</b>	<b>\$0.00</b>	<b>\$0.00</b>	<b>\$0.00</b>	<b>\$0.00</b>	<b>\$0.00</b>	<b>\$0.00</b>	<b>\$0.00</b>	<b>\$0.00</b>
1610	Previsiones de carácter laboral, económica y de segurida	\$697,722.00	-\$697,722.00	\$0.00	\$0.00	\$0.00	\$0.00	\$0.00	\$0.00	\$0.00	\$0.00	\$0.00
1613	Otras medidas de carácter laboral y económico	\$697,722.00	-\$697,722.00	\$0.00	\$0.00	\$0.00	\$0.00	\$0.00	\$0.00	\$0.00	\$0.00	\$0.00
<b>2000</b>	<b>MATERIALES Y SUMINISTROS</b>	<b>\$627,424.00</b>	<b>\$569,646.06</b>	<b>\$1,197,070.06</b>	<b>\$953,664.79</b>	<b>\$243,405.27</b>	<b>\$832,923.35</b>	<b>\$120,741.44</b>	<b>\$364,146.71</b>	<b>\$832,923.35</b>	<b>\$832,923.35</b>	<b>\$0.00</b>
<b>2100</b>	<b>MATERIALES DE ADMINISTRACIÓN, EMISIÓN DE DOC</b>	<b>\$145,855.00</b>	<b>-\$57,086.00</b>	<b>\$88,769.00</b>	<b>\$88,769.00</b>	<b>\$0.00</b>	<b>\$88,769.00</b>	<b>\$0.00</b>	<b>\$0.00</b>	<b>\$88,769.00</b>	<b>\$88,769.00</b>	<b>\$0.00</b>
2140	Materiales, útiles y equipos menores de tecnologías de la	\$65,461.00	-\$65,461.00	\$0.00	\$0.00	\$0.00	\$0.00	\$0.00	\$0.00	\$0.00	\$0.00	\$0.00
2141	Materiales, útiles y equipos menores de tecnologías de la	\$65,461.00	-\$65,461.00	\$0.00	\$0.00	\$0.00	\$0.00	\$0.00	\$0.00	\$0.00	\$0.00	\$0.00
2160	Material de limpieza	\$80,394.00	\$8,375.00	\$88,769.00	\$88,769.00	\$0.00	\$88,769.00	\$0.00	\$0.00	\$88,769.00	\$88,769.00	\$0.00
2161	Material de limpieza	\$80,394.00	\$8,375.00	\$88,769.00	\$88,769.00	\$0.00	\$88,769.00	\$0.00	\$0.00	\$88,769.00	\$88,769.00	\$0.00
<b>2200</b>	<b>ALIMENTOS Y UTENSILIOS</b>	<b>\$0.00</b>	<b>\$12,483.82</b>	<b>\$12,483.82</b>	<b>\$12,483.82</b>	<b>\$0.00</b>	<b>\$12,483.82</b>	<b>\$0.00</b>	<b>\$0.00</b>	<b>\$12,483.82</b>	<b>\$12,483.82</b>	<b>\$0.00</b>
2210	Productos alimenticios para personas	\$0.00	\$12,483.82	\$12,483.82	\$12,483.82	\$0.00	\$12,483.82	\$0.00	\$0.00	\$12,483.82	\$12,483.82	\$0.00
2213	Productos alimenticios para el personal en las instalacion	\$0.00	\$12,483.82	\$12,483.82	\$12,483.82	\$0.00	\$12,483.82	\$0.00	\$0.00	\$12,483.82	\$12,483.82	\$0.00
<b>2400</b>	<b>MATERIALES Y ARTÍCULOS DE CONSTRUCCIÓN Y DE</b>	<b>\$36,859.00</b>	<b>\$749,950.36</b>	<b>\$786,809.36</b>	<b>\$654,217.65</b>	<b>\$132,591.71</b>	<b>\$537,533.89</b>	<b>\$116,683.76</b>	<b>\$249,275.47</b>	<b>\$537,533.89</b>	<b>\$537,533.89</b>	<b>\$0.00</b>






Usr: financieros  
Rep: rptEstadoPresupuestoEgresos\_FF

## Instituto Tecnológico Superior de Tepeaca Estado de Puebla

Estado del Ejercicio del Presupuesto de Egresos por Fuente de Financiamiento Al 30/nov./2024

Fecha y 06/dic./2024  
hora de Impresión 03:17 p. m.

Unidad Administrativa Objeto del Gasto	Aprobado	Ampliaciones / (Reducciones)	Presupuesto Vigente	Comprometido	Presupuesto Disponible para Comprometer	Devengado	Comprometid o No Devengado	Presupuesto Sin Devengar	Ejercido	Pagado	Cuentas por Pagar Deuda
2410	Productos minerales no metálicos	\$0.00	\$52,350.80	\$52,350.80	\$52,350.80	\$0.00	\$27,329.60	\$25,021.20	\$27,329.60	\$27,329.60	\$0.00
2411	Productos minerales no metálicos	\$0.00	\$52,350.80	\$52,350.80	\$52,350.80	\$0.00	\$27,329.60	\$25,021.20	\$27,329.60	\$27,329.60	\$0.00
2420	Cemento y productos de concreto	\$0.00	\$166,778.82	\$166,778.82	\$166,778.81	\$0.01	\$117,473.60	\$49,305.21	\$117,473.60	\$117,473.60	\$0.00
2421	Cemento y productos de concreto	\$0.00	\$166,778.82	\$166,778.82	\$166,778.81	\$0.01	\$117,473.60	\$49,305.21	\$117,473.60	\$117,473.60	\$0.00
2450	Vidrio y productos de vidrio	\$0.00	\$88,160.00	\$88,160.00	\$88,160.00	\$0.00	\$88,160.00	\$0.00	\$88,160.00	\$88,160.00	\$0.00
2451	Vidrio y productos de vidrio	\$0.00	\$88,160.00	\$88,160.00	\$88,160.00	\$0.00	\$88,160.00	\$0.00	\$88,160.00	\$88,160.00	\$0.00
2460	Material eléctrico y electrónico	\$0.00	\$123,236.57	\$123,236.57	\$123,236.57	\$0.00	\$109,270.17	\$13,966.40	\$109,270.17	\$109,270.17	\$0.00
2461	Material eléctrico y electrónico	\$0.00	\$123,236.57	\$123,236.57	\$123,236.57	\$0.00	\$109,270.17	\$13,966.40	\$109,270.17	\$109,270.17	\$0.00
2470	Artículos metálicos para la construcción	\$0.00	\$169,191.52	\$169,191.52	\$169,191.47	\$0.05	\$140,800.52	\$28,390.95	\$140,800.52	\$140,800.52	\$0.00
2471	Artículos metálicos para la construcción	\$0.00	\$169,191.52	\$169,191.52	\$169,191.47	\$0.05	\$140,800.52	\$28,390.95	\$140,800.52	\$140,800.52	\$0.00
2490	Otros materiales y artículos de construcción y reparación	\$36,859.00	\$150,232.65	\$187,091.65	\$54,500.00	\$132,591.65	\$54,500.00	\$0.00	\$54,500.00	\$54,500.00	\$0.00
2491	Otros materiales y artículos de construcción y reparación	\$36,859.00	\$150,232.65	\$187,091.65	\$54,500.00	\$132,591.65	\$54,500.00	\$0.00	\$54,500.00	\$54,500.00	\$0.00
<b>2500</b>	<b>PRODUCTOS QUÍMICOS, FARMACÉUTICOS Y DE LAB</b>	<b>\$62,342.00</b>	<b>-\$55,624.52</b>	<b>\$6,717.48</b>	<b>\$6,717.48</b>	<b>\$0.00</b>	<b>\$2,659.80</b>	<b>\$4,057.68</b>	<b>\$2,659.80</b>	<b>\$2,659.80</b>	<b>\$0.00</b>
2550	Materiales, accesorios y suministros de laboratorio	\$29,826.00	-\$29,826.00	\$0.00	\$0.00	\$0.00	\$0.00	\$0.00	\$0.00	\$0.00	\$0.00
2551	Materiales, accesorios y suministros de laboratorio	\$29,826.00	-\$29,826.00	\$0.00	\$0.00	\$0.00	\$0.00	\$0.00	\$0.00	\$0.00	\$0.00
2560	Fibras sintéticas, hules, plásticos y derivados	\$0.00	\$4,498.48	\$4,498.48	\$4,498.48	\$0.00	\$440.80	\$4,057.68	\$440.80	\$440.80	\$0.00
2561	Fibras sintéticas, hules, plásticos y derivados	\$0.00	\$4,498.48	\$4,498.48	\$4,498.48	\$0.00	\$440.80	\$4,057.68	\$440.80	\$440.80	\$0.00
2590	Otros productos químicos	\$32,516.00	-\$30,297.00	\$2,219.00	\$2,219.00	\$0.00	\$2,219.00	\$0.00	\$2,219.00	\$2,219.00	\$0.00
2591	Otros productos químicos	\$32,516.00	-\$30,297.00	\$2,219.00	\$2,219.00	\$0.00	\$2,219.00	\$0.00	\$2,219.00	\$2,219.00	\$0.00
<b>2600</b>	<b>COMBUSTIBLES, LUBRICANTES Y ADITIVOS</b>	<b>\$270,842.00</b>	<b>-\$1.00</b>	<b>\$270,841.00</b>	<b>\$164,042.84</b>	<b>\$106,798.16</b>	<b>\$164,042.84</b>	<b>\$0.00</b>	<b>\$164,042.84</b>	<b>\$164,042.84</b>	<b>\$0.00</b>
2610	Combustibles, lubricantes y aditivos	\$270,842.00	-\$1.00	\$270,841.00	\$164,042.84	\$106,798.16	\$164,042.84	\$0.00	\$164,042.84	\$164,042.84	\$0.00
2612	Combustibles, lubricantes y aditivos para vehículos destir	\$270,842.00	-\$1.00	\$270,841.00	\$164,042.84	\$106,798.16	\$164,042.84	\$0.00	\$164,042.84	\$164,042.84	\$0.00
<b>2900</b>	<b>HERRAMIENTAS, REFACCIONES Y ACCESORIOS MEN</b>	<b>\$111,526.00</b>	<b>-\$80,076.60</b>	<b>\$31,449.40</b>	<b>\$27,434.00</b>	<b>\$4,015.40</b>	<b>\$27,434.00</b>	<b>\$0.00</b>	<b>\$27,434.00</b>	<b>\$27,434.00</b>	<b>\$0.00</b>
2910	Herramientas menores	\$23,090.00	-\$21,928.60	\$1,161.40	\$0.00	\$1,161.40	\$0.00	\$1,161.40	\$0.00	\$0.00	\$0.00
2911	Herramientas menores	\$23,090.00	-\$21,928.60	\$1,161.40	\$0.00	\$1,161.40	\$0.00	\$1,161.40	\$0.00	\$0.00	\$0.00
2920	Refacciones y accesorios menores de edificios	\$20,920.00	-\$19,520.00	\$1,400.00	\$0.00	\$1,400.00	\$0.00	\$1,400.00	\$0.00	\$0.00	\$0.00
2921	Refacciones y accesorios menores de edificios	\$20,920.00	-\$19,520.00	\$1,400.00	\$0.00	\$1,400.00	\$0.00	\$1,400.00	\$0.00	\$0.00	\$0.00
2940	Refacciones y accesorios menores de equipo de comput	\$46,980.00	-\$18,092.00	\$28,888.00	\$27,434.00	\$1,454.00	\$27,434.00	\$0.00	\$27,434.00	\$27,434.00	\$0.00
2941	Refacciones y accesorios menores para equipo de compi	\$46,980.00	-\$18,092.00	\$28,888.00	\$27,434.00	\$1,454.00	\$27,434.00	\$0.00	\$27,434.00	\$27,434.00	\$0.00
2960	Refacciones y accesorios menores de equipo de transpor	\$20,536.00	-\$20,536.00	\$0.00	\$0.00	\$0.00	\$0.00	\$0.00	\$0.00	\$0.00	\$0.00
2961	Refacciones y accesorios menores de equipo de transpor	\$20,536.00	-\$20,536.00	\$0.00	\$0.00	\$0.00	\$0.00	\$0.00	\$0.00	\$0.00	\$0.00








Usr: financieros  
Rep: rptEstadoPresupuestoEgresos\_FF

**Instituto Tecnológico Superior de Tepeaca**  
Estado de Puebla  
Estado del Ejercicio del Presupuesto de Egresos por Fuente de Financiamiento Al 30/nov./2024

Fecha y hora de Impresión | 06/dic./2024  
03:17 p. m.

Unidad Administrativa	Objeto del Gasto	Aprobado	Ampliaciones / (Reducciones)	Presupuesto Vigente	Comprometido	Presupuesto Disponible para Comprometer	Devengado	Comprometid o No Devengado	Presupuesto Sin Devengar	Ejercido	Pagado	Cuentas por Pagar Deuda
<b>3000</b>	<b>SERVICIOS GENERALES</b>	<b>\$1,479,476.00</b>	<b>\$788,198.10</b>	<b>\$2,267,674.10</b>	<b>\$1,963,817.91</b>	<b>\$303,856.19</b>	<b>\$1,912,088.55</b>	<b>\$51,729.36</b>	<b>\$355,585.55</b>	<b>\$1,912,088.55</b>	<b>\$1,815,507.36</b>	<b>\$96,581.19</b>
<b>3100</b>	<b>SERVICIOS BÁSICOS</b>	<b>\$321,398.00</b>	<b>-\$159,681.50</b>	<b>\$161,716.50</b>	<b>\$143,157.15</b>	<b>\$18,559.35</b>	<b>\$143,157.15</b>	<b>\$0.00</b>	<b>\$18,559.35</b>	<b>\$143,157.15</b>	<b>\$143,157.15</b>	<b>\$0.00</b>
3110	Energía eléctrica	\$91,718.00	-\$44,276.84	\$47,441.16	\$41,924.08	\$5,517.08	\$41,924.08	\$0.00	\$5,517.08	\$41,924.08	\$41,924.08	\$0.00
3111	Servicio de energía eléctrica	\$91,718.00	-\$44,276.84	\$47,441.16	\$41,924.08	\$5,517.08	\$41,924.08	\$0.00	\$5,517.08	\$41,924.08	\$41,924.08	\$0.00
3170	Servicios de acceso de Internet, redes y procesamiento d	\$229,680.00	-\$115,404.66	\$114,275.34	\$101,233.07	\$13,042.27	\$101,233.07	\$0.00	\$13,042.27	\$101,233.07	\$101,233.07	\$0.00
3171	Servicios de acceso de internet	\$229,680.00	-\$115,404.66	\$114,275.34	\$101,233.07	\$13,042.27	\$101,233.07	\$0.00	\$13,042.27	\$101,233.07	\$101,233.07	\$0.00
<b>3200</b>	<b>SERVICIOS DE ARRENDAMIENTO</b>	<b>\$93,600.00</b>	<b>-\$13,280.00</b>	<b>\$80,320.00</b>	<b>\$64,080.01</b>	<b>\$16,239.99</b>	<b>\$64,080.01</b>	<b>\$0.00</b>	<b>\$16,239.99</b>	<b>\$64,080.01</b>	<b>\$64,080.01</b>	<b>\$0.00</b>
3230	Arrendamiento de mobiliario y equipo de administración, r	\$93,600.00	-\$15,600.00	\$78,000.00	\$61,760.01	\$16,239.99	\$61,760.01	\$0.00	\$16,239.99	\$61,760.01	\$61,760.01	\$0.00
3232	Arrendamiento de equipo y bienes informáticos	\$93,600.00	-\$15,600.00	\$78,000.00	\$61,760.01	\$16,239.99	\$61,760.01	\$0.00	\$16,239.99	\$61,760.01	\$61,760.01	\$0.00
3270	Arrendamiento de activos intangibles	\$0.00	\$2,320.00	\$2,320.00	\$2,320.00	\$0.00	\$2,320.00	\$0.00	\$0.00	\$2,320.00	\$2,320.00	\$0.00
3271	Derechos de autor, patentes, regalías y otros	\$0.00	\$2,320.00	\$2,320.00	\$2,320.00	\$0.00	\$2,320.00	\$0.00	\$0.00	\$2,320.00	\$2,320.00	\$0.00
<b>3300</b>	<b>SERVICIOS PROFESIONALES, CIENTÍFICOS, TÉCNICO</b>	<b>\$708,022.00</b>	<b>\$495,810.50</b>	<b>\$1,203,832.50</b>	<b>\$984,236.66</b>	<b>\$219,595.84</b>	<b>\$984,236.66</b>	<b>\$0.00</b>	<b>\$219,595.84</b>	<b>\$984,236.66</b>	<b>\$984,236.66</b>	<b>\$0.00</b>
3310	Servicios legales, de contabilidad, auditoría y relacionado	\$245,000.00	\$232,719.16	\$477,719.16	\$338,383.32	\$139,335.84	\$338,383.32	\$0.00	\$139,335.84	\$338,383.32	\$338,383.32	\$0.00
3311	Servicios relacionados con procedimientos jurisdiccionales	\$0.00	\$234,719.16	\$234,719.16	\$164,443.32	\$70,275.84	\$164,443.32	\$0.00	\$70,275.84	\$164,443.32	\$164,443.32	\$0.00
3312	Otros Servicios para la operación de programas	\$245,000.00	-\$2,000.00	\$243,000.00	\$173,940.00	\$69,060.00	\$173,940.00	\$0.00	\$69,060.00	\$173,940.00	\$173,940.00	\$0.00
3330	Servicios de consultoría administrativa, procesos, técnica	\$0.00	\$235,480.00	\$235,480.00	\$235,480.00	\$0.00	\$235,480.00	\$0.00	\$0.00	\$235,480.00	\$235,480.00	\$0.00
3333	Servicios relacionados con certificación de procesos	\$0.00	\$235,480.00	\$235,480.00	\$235,480.00	\$0.00	\$235,480.00	\$0.00	\$0.00	\$235,480.00	\$235,480.00	\$0.00
3340	Servicios de capacitación	\$0.00	\$45,240.00	\$45,240.00	\$45,240.00	\$0.00	\$45,240.00	\$0.00	\$0.00	\$45,240.00	\$45,240.00	\$0.00
3341	Capacitación institucional	\$0.00	\$45,240.00	\$45,240.00	\$45,240.00	\$0.00	\$45,240.00	\$0.00	\$0.00	\$45,240.00	\$45,240.00	\$0.00
3380	Servicios de vigilancia	\$463,022.00	-\$48,948.66	\$414,073.34	\$333,813.34	\$80,260.00	\$333,813.34	\$0.00	\$80,260.00	\$333,813.34	\$333,813.34	\$0.00
3381	Servicios de vigilancia	\$463,022.00	-\$48,948.66	\$414,073.34	\$333,813.34	\$80,260.00	\$333,813.34	\$0.00	\$80,260.00	\$333,813.34	\$333,813.34	\$0.00
3390	Servicios profesionales, científicos y técnicos integrales	\$0.00	\$31,320.00	\$31,320.00	\$31,320.00	\$0.00	\$31,320.00	\$0.00	\$0.00	\$31,320.00	\$31,320.00	\$0.00
3391	Servicios profesionales, científicos y técnicos integrales	\$0.00	\$31,320.00	\$31,320.00	\$31,320.00	\$0.00	\$31,320.00	\$0.00	\$0.00	\$31,320.00	\$31,320.00	\$0.00
<b>3400</b>	<b>SERVICIOS FINANCIEROS, BANCARIOS Y COMERCIALES</b>	<b>\$160,000.00</b>	<b>-\$110,722.26</b>	<b>\$49,277.74</b>	<b>\$46,376.35</b>	<b>\$2,901.39</b>	<b>\$46,376.35</b>	<b>\$0.00</b>	<b>\$2,901.39</b>	<b>\$46,376.35</b>	<b>\$46,376.35</b>	<b>\$0.00</b>
3450	Seguro de bienes patrimoniales	\$90,000.00	-\$90,000.00	\$0.00	\$0.00	\$0.00	\$0.00	\$0.00	\$0.00	\$0.00	\$0.00	\$0.00
3451	Seguros de bienes patrimoniales	\$90,000.00	-\$90,000.00	\$0.00	\$0.00	\$0.00	\$0.00	\$0.00	\$0.00	\$0.00	\$0.00	\$0.00
3490	Servicios financieros, bancarios y comerciales integrales	\$70,000.00	-\$20,722.26	\$49,277.74	\$46,376.35	\$2,901.39	\$46,376.35	\$0.00	\$2,901.39	\$46,376.35	\$46,376.35	\$0.00
3491	Servicios financieros, bancarios y comerciales integrales	\$70,000.00	-\$20,722.26	\$49,277.74	\$46,376.35	\$2,901.39	\$46,376.35	\$0.00	\$2,901.39	\$46,376.35	\$46,376.35	\$0.00
<b>3500</b>	<b>SERVICIOS DE INSTALACIÓN, REPARACIÓN, MANTEN</b>	<b>\$110,956.00</b>	<b>\$77,055.36</b>	<b>\$188,011.36</b>	<b>\$179,427.36</b>	<b>\$8,584.00</b>	<b>\$127,698.00</b>	<b>\$51,729.36</b>	<b>\$60,313.36</b>	<b>\$127,698.00</b>	<b>\$127,698.00</b>	<b>\$0.00</b>
3510	Conservación y mantenimiento menor de inmuebles	\$62,498.00	\$93,497.36	\$155,995.36	\$147,411.36	\$8,584.00	\$95,682.00	\$51,729.36	\$60,313.36	\$95,682.00	\$95,682.00	\$0.00
3512	Mantenimiento y conservación menor de inmuebles para	\$62,498.00	\$93,497.36	\$155,995.36	\$147,411.36	\$8,584.00	\$95,682.00	\$51,729.36	\$60,313.36	\$95,682.00	\$95,682.00	\$0.00





Usr: financieros  
Rep: rptEstadoPresupuestoEgresos\_FF

**Instituto Tecnológico Superior de Tepeaca**  
Estado de Puebla

Estado del Ejercicio del Presupuesto de Egresos por Fuente de Financiamiento Al 30/nov./2024

Fecha y hora de Impresión | 06/dic./2024  
03:17 p. m.

Unidad Administrativa	Objeto del Gasto	Aprobado	Ampliaciones / (Reducciones)	Presupuesto Vigente	Comprometido	Presupuesto Disponible para Comprometer	Devengado	Comprometido o No Devengado	Presupuesto Sin Devengar	Ejercido	Pagado	Cuentas por Pagar Deuda
3530	Instalación, reparación y mantenimiento de equipo de cómputo	\$18,000.00	-\$18,000.00	\$0.00	\$0.00	\$0.00	\$0.00	\$0.00	\$0.00	\$0.00	\$0.00	\$0.00
3531	Instalación, reparación y mantenimiento de equipo de cómputo	\$18,000.00	-\$18,000.00	\$0.00	\$0.00	\$0.00	\$0.00	\$0.00	\$0.00	\$0.00	\$0.00	\$0.00
3570	Instalación, reparación y mantenimiento de maquinaria, o	\$30,458.00	\$1,558.00	\$32,016.00	\$32,016.00	\$0.00	\$32,016.00	\$0.00	\$0.00	\$32,016.00	\$32,016.00	\$0.00
3571	Instalación, reparación y mantenimiento de maquinaria y	\$30,458.00	\$1,558.00	\$32,016.00	\$32,016.00	\$0.00	\$32,016.00	\$0.00	\$0.00	\$32,016.00	\$32,016.00	\$0.00
<b>3700</b>	<b>SERVICIOS DE TRASLADOS Y VIÁTICOS</b>	<b>\$0.00</b>	<b>\$1,759.00</b>	<b>\$1,759.00</b>	<b>\$0.00</b>	<b>\$1,759.00</b>	<b>\$0.00</b>	<b>\$0.00</b>	<b>\$1,759.00</b>	<b>\$0.00</b>	<b>\$0.00</b>	<b>\$0.00</b>
3750	Viáticos en el país	\$0.00	\$1,759.00	\$1,759.00	\$0.00	\$1,759.00	\$0.00	\$0.00	\$1,759.00	\$0.00	\$0.00	\$0.00
3751	Viáticos en el país	\$0.00	\$1,759.00	\$1,759.00	\$0.00	\$1,759.00	\$0.00	\$0.00	\$1,759.00	\$0.00	\$0.00	\$0.00
<b>3800</b>	<b>SERVICIOS OFICIALES</b>	<b>\$37,000.00</b>	<b>-\$37,000.00</b>	<b>\$0.00</b>	<b>\$0.00</b>	<b>\$0.00</b>	<b>\$0.00</b>	<b>\$0.00</b>	<b>\$0.00</b>	<b>\$0.00</b>	<b>\$0.00</b>	<b>\$0.00</b>
3830	Congresos y convenciones	\$37,000.00	-\$37,000.00	\$0.00	\$0.00	\$0.00	\$0.00	\$0.00	\$0.00	\$0.00	\$0.00	\$0.00
3831	Congresos y convenciones	\$37,000.00	-\$37,000.00	\$0.00	\$0.00	\$0.00	\$0.00	\$0.00	\$0.00	\$0.00	\$0.00	\$0.00
<b>3900</b>	<b>OTROS SERVICIOS GENERALES</b>	<b>\$48,500.00</b>	<b>\$534,257.00</b>	<b>\$582,757.00</b>	<b>\$546,540.38</b>	<b>\$36,216.62</b>	<b>\$546,540.38</b>	<b>\$0.00</b>	<b>\$36,216.62</b>	<b>\$546,540.38</b>	<b>\$449,959.19</b>	<b>\$96,581.19</b>
3920	Impuestos y derechos	\$48,500.00	-\$48,500.00	\$0.00	\$0.00	\$0.00	\$0.00	\$0.00	\$0.00	\$0.00	\$0.00	\$0.00
3921	Otros impuestos y derechos	\$48,500.00	-\$48,500.00	\$0.00	\$0.00	\$0.00	\$0.00	\$0.00	\$0.00	\$0.00	\$0.00	\$0.00
3980	Impuesto sobre nóminas y otros que se deriven de una re	\$0.00	\$582,757.00	\$582,757.00	\$546,540.38	\$36,216.62	\$546,540.38	\$0.00	\$36,216.62	\$546,540.38	\$449,959.19	\$96,581.19
3981	Impuesto sobre nóminas y otros que se deriven de una re	\$0.00	\$582,757.00	\$582,757.00	\$546,540.38	\$36,216.62	\$546,540.38	\$0.00	\$36,216.62	\$546,540.38	\$449,959.19	\$96,581.19
<b>5000</b>	<b>BIENES MUEBLES, INMUEBLES E INTANGIBLE:</b>	<b>\$0.00</b>	<b>\$31,637.84</b>	<b>\$31,637.84</b>	<b>\$31,637.84</b>	<b>\$0.00</b>	<b>\$31,637.84</b>	<b>\$0.00</b>	<b>\$0.00</b>	<b>\$31,637.84</b>	<b>\$31,637.84</b>	<b>\$0.00</b>
<b>5100</b>	<b>MOBILIARIO Y EQUIPO DE ADMINISTRACIÓN</b>	<b>\$0.00</b>	<b>\$31,637.84</b>	<b>\$31,637.84</b>	<b>\$31,637.84</b>	<b>\$0.00</b>	<b>\$31,637.84</b>	<b>\$0.00</b>	<b>\$0.00</b>	<b>\$31,637.84</b>	<b>\$31,637.84</b>	<b>\$0.00</b>
5190	Otros mobiliarios y equipos de administración	\$0.00	\$31,637.84	\$31,637.84	\$31,637.84	\$0.00	\$31,637.84	\$0.00	\$0.00	\$31,637.84	\$31,637.84	\$0.00
5191	Otros mobiliarios y equipos de administración	\$0.00	\$31,637.84	\$31,637.84	\$31,637.84	\$0.00	\$31,637.84	\$0.00	\$0.00	\$31,637.84	\$31,637.84	\$0.00
<b>Estatal 2024</b>		<b>\$23,786,976.00</b>	<b>-\$3,591,578.00</b>	<b>\$20,195,398.00</b>	<b>\$11,300,423.78</b>	<b>\$8,894,974.22</b>	<b>\$11,127,952.98</b>	<b>\$172,470.80</b>	<b>\$9,067,445.02</b>	<b>\$11,127,952.98</b>	<b>\$10,965,891.89</b>	<b>\$162,061.09</b>

**902 Remanente Captacion de Derechos 2023**

<b>2000</b>	<b>MATERIALES Y SUMINISTROS</b>	<b>\$0.00</b>	<b>\$6,753.00</b>	<b>\$6,753.00</b>	<b>\$6,753.00</b>	<b>\$0.00</b>	<b>\$6,753.00</b>	<b>\$0.00</b>	<b>\$0.00</b>	<b>\$6,753.00</b>	<b>\$6,753.00</b>	<b>\$0.00</b>
<b>2400</b>	<b>MATERIALES Y ARTÍCULOS DE CONSTRUCCIÓN Y DE</b>	<b>\$0.00</b>	<b>\$3,969.30</b>	<b>\$3,969.30</b>	<b>\$3,969.30</b>	<b>\$0.00</b>	<b>\$3,969.30</b>	<b>\$0.00</b>	<b>\$0.00</b>	<b>\$3,969.30</b>	<b>\$3,969.30</b>	<b>\$0.00</b>
2470	Artículos metálicos para la construcción	\$0.00	\$3,969.30	\$3,969.30	\$3,969.30	\$0.00	\$3,969.30	\$0.00	\$0.00	\$3,969.30	\$3,969.30	\$0.00
2471	Artículos metálicos para la construcción	\$0.00	\$3,969.30	\$3,969.30	\$3,969.30	\$0.00	\$3,969.30	\$0.00	\$0.00	\$3,969.30	\$3,969.30	\$0.00
<b>2600</b>	<b>COMBUSTIBLES, LUBRICANTES Y ADITIVOS</b>	<b>\$0.00</b>	<b>\$382.80</b>	<b>\$382.80</b>	<b>\$382.80</b>	<b>\$0.00</b>	<b>\$382.80</b>	<b>\$0.00</b>	<b>\$0.00</b>	<b>\$382.80</b>	<b>\$382.80</b>	<b>\$0.00</b>
2610	Combustibles, lubricantes y aditivos	\$0.00	\$382.80	\$382.80	\$382.80	\$0.00	\$382.80	\$0.00	\$0.00	\$382.80	\$382.80	\$0.00
2612	Combustibles, lubricantes y aditivos para vehículos de	\$0.00	\$382.80	\$382.80	\$382.80	\$0.00	\$382.80	\$0.00	\$0.00	\$382.80	\$382.80	\$0.00
<b>2900</b>	<b>HERRAMIENTAS, REFACCIONES Y ACCESORIOS MEN</b>	<b>\$0.00</b>	<b>\$2,400.90</b>	<b>\$2,400.90</b>	<b>\$2,400.90</b>	<b>\$0.00</b>	<b>\$2,400.90</b>	<b>\$0.00</b>	<b>\$0.00</b>	<b>\$2,400.90</b>	<b>\$2,400.90</b>	<b>\$0.00</b>
2960	Refacciones y accesorios menores de equipo de transpor	\$0.00	\$2,400.90	\$2,400.90	\$2,400.90	\$0.00	\$2,400.90	\$0.00	\$0.00	\$2,400.90	\$2,400.90	\$0.00








Usr: financieros  
Rep: rptEstadoPresupuestoEgresos\_FF

## Instituto Tecnológico Superior de Tepeaca Estado de Puebla

Estado del Ejercicio del Presupuesto de Egresos por Fuente de Financiamiento Al 30/nov./2024

Fecha y hora de Impresión | 06/dic./2024  
03:17 p. m.

Unidad Administrativa Objeto del Gasto	Aprobado	Ampliaciones / (Reducciones)	Presupuesto Vigente	Comprometido	Presupuesto Disponible para Comprometer	Devengado	Comprometid o No Devengado	Presupuesto Sin Devengar	Ejercido	Pagado	Cuentas por Pagar Deuda
2961 Refacciones y accesorios menores de equipo de transpor	\$0.00	\$2,400.90	\$2,400.90	\$2,400.90	\$0.00	\$2,400.90	\$0.00	\$0.00	\$2,400.90	\$2,400.90	\$0.00
<b>3000 SERVICIOS GENERALES</b>	<b>\$0.00</b>	<b>\$26,392.00</b>	<b>\$26,392.00</b>	<b>\$26,392.00</b>	<b>\$0.00</b>	<b>\$26,392.00</b>	<b>\$0.00</b>	<b>\$0.00</b>	<b>\$26,392.00</b>	<b>\$26,392.00</b>	<b>\$0.00</b>
<b>3500 SERVICIOS DE INSTALACIÓN, REPARACIÓN, MANTEN</b>	<b>\$0.00</b>	<b>\$26,392.00</b>	<b>\$26,392.00</b>	<b>\$26,392.00</b>	<b>\$0.00</b>	<b>\$26,392.00</b>	<b>\$0.00</b>	<b>\$0.00</b>	<b>\$26,392.00</b>	<b>\$26,392.00</b>	<b>\$0.00</b>
3510 Conservación y mantenimiento menor de inmuebles	\$0.00	\$23,200.00	\$23,200.00	\$23,200.00	\$0.00	\$23,200.00	\$0.00	\$0.00	\$23,200.00	\$23,200.00	\$0.00
3512 Mantenimiento y conservación menor de inmuebles para	\$0.00	\$23,200.00	\$23,200.00	\$23,200.00	\$0.00	\$23,200.00	\$0.00	\$0.00	\$23,200.00	\$23,200.00	\$0.00
3550 Reparación y mantenimiento de equipo de transporte	\$0.00	\$3,192.00	\$3,192.00	\$3,192.00	\$0.00	\$3,192.00	\$0.00	\$0.00	\$3,192.00	\$3,192.00	\$0.00
3551 Mantenimiento y conservación de vehículos terrestres, aé	\$0.00	\$3,192.00	\$3,192.00	\$3,192.00	\$0.00	\$3,192.00	\$0.00	\$0.00	\$3,192.00	\$3,192.00	\$0.00
<b>Remanente Captación de Derechos 20</b>	<b>\$0.00</b>	<b>\$33,145.00</b>	<b>\$33,145.00</b>	<b>\$33,145.00</b>	<b>\$0.00</b>	<b>\$33,145.00</b>	<b>\$0.00</b>	<b>\$0.00</b>	<b>\$33,145.00</b>	<b>\$33,145.00</b>	<b>\$0.00</b>
<b>903 Captacion de Derechos 2024</b>											
<b>2000 MATERIALES Y SUMINISTROS</b>	<b>\$526,447.00</b>	<b>\$743,056.19</b>	<b>\$1,269,503.19</b>	<b>\$555,947.06</b>	<b>\$713,556.13</b>	<b>\$555,947.06</b>	<b>\$0.00</b>	<b>\$713,556.13</b>	<b>\$555,947.06</b>	<b>\$555,947.06</b>	<b>\$0.00</b>
<b>2100 MATERIALES DE ADMINISTRACIÓN, EMISIÓN DE DOC</b>	<b>\$187,192.00</b>	<b>-\$22,829.53</b>	<b>\$164,362.47</b>	<b>\$0.00</b>	<b>\$164,362.47</b>	<b>\$0.00</b>	<b>\$0.00</b>	<b>\$164,362.47</b>	<b>\$0.00</b>	<b>\$0.00</b>	<b>\$0.00</b>
2110 Materiales, útiles y equipos menores de oficina	\$120,000.00	\$21,033.75	\$141,033.75	\$0.00	\$141,033.75	\$0.00	\$0.00	\$141,033.75	\$0.00	\$0.00	\$0.00
2111 Materiales, útiles y equipos menores de oficina	\$120,000.00	\$21,033.75	\$141,033.75	\$0.00	\$141,033.75	\$0.00	\$0.00	\$141,033.75	\$0.00	\$0.00	\$0.00
2140 Materiales, útiles y equipos menores de tecnologías de la	\$67,192.00	-\$43,863.28	\$23,328.72	\$0.00	\$23,328.72	\$0.00	\$0.00	\$23,328.72	\$0.00	\$0.00	\$0.00
2141 Materiales, útiles y equipos menores de tecnologías de la	\$67,192.00	-\$43,863.28	\$23,328.72	\$0.00	\$23,328.72	\$0.00	\$0.00	\$23,328.72	\$0.00	\$0.00	\$0.00
<b>2200 ALIMENTOS Y UTENSILIOS</b>	<b>\$0.00</b>	<b>\$15,381.60</b>	<b>\$15,381.60</b>	<b>\$0.00</b>	<b>\$15,381.60</b>	<b>\$0.00</b>	<b>\$0.00</b>	<b>\$15,381.60</b>	<b>\$0.00</b>	<b>\$0.00</b>	<b>\$0.00</b>
2230 Utensilios para el servicio de alimentación	\$0.00	\$15,381.60	\$15,381.60	\$0.00	\$15,381.60	\$0.00	\$0.00	\$15,381.60	\$0.00	\$0.00	\$0.00
2231 Utensilios para el servicio de alimentación	\$0.00	\$15,381.60	\$15,381.60	\$0.00	\$15,381.60	\$0.00	\$0.00	\$15,381.60	\$0.00	\$0.00	\$0.00
<b>2300 MATERIAS PRIMAS Y MATERIALES DE PRODUCCIÓN</b>	<b>\$0.00</b>	<b>\$27,938.72</b>	<b>\$27,938.72</b>	<b>\$5,089.87</b>	<b>\$22,848.85</b>	<b>\$5,089.87</b>	<b>\$0.00</b>	<b>\$22,848.85</b>	<b>\$5,089.87</b>	<b>\$5,089.87</b>	<b>\$0.00</b>
2310 Productos alimenticios, agropecuarios y forestales adquirir	\$0.00	\$27,851.72	\$27,851.72	\$5,089.87	\$22,761.85	\$5,089.87	\$0.00	\$22,761.85	\$5,089.87	\$5,089.87	\$0.00
2311 Productos alimenticios, agropecuarios y forestales adquirir	\$0.00	\$27,851.72	\$27,851.72	\$5,089.87	\$22,761.85	\$5,089.87	\$0.00	\$22,761.85	\$5,089.87	\$5,089.87	\$0.00
2370 Productos de cuero, piel, plástico y hule adquiridos como	\$0.00	\$87.00	\$87.00	\$0.00	\$87.00	\$0.00	\$0.00	\$87.00	\$0.00	\$0.00	\$0.00
2371 Productos de cuero, piel, plástico y hule adquiridos como	\$0.00	\$87.00	\$87.00	\$0.00	\$87.00	\$0.00	\$0.00	\$87.00	\$0.00	\$0.00	\$0.00
<b>2400 MATERIALES Y ARTÍCULOS DE CONSTRUCCIÓN Y DE</b>	<b>\$38,940.00</b>	<b>\$619,863.25</b>	<b>\$658,803.25</b>	<b>\$421,691.19</b>	<b>\$237,112.06</b>	<b>\$421,691.19</b>	<b>\$0.00</b>	<b>\$237,112.06</b>	<b>\$421,691.19</b>	<b>\$421,691.19</b>	<b>\$0.00</b>
2410 Productos minerales no metálicos	\$0.00	\$363,312.00	\$363,312.00	\$157,992.00	\$205,320.00	\$157,992.00	\$0.00	\$205,320.00	\$157,992.00	\$157,992.00	\$0.00
2411 Productos minerales no metálicos	\$0.00	\$363,312.00	\$363,312.00	\$157,992.00	\$205,320.00	\$157,992.00	\$0.00	\$205,320.00	\$157,992.00	\$157,992.00	\$0.00
2420 Cemento y productos de concreto	\$0.00	\$63,534.60	\$63,534.60	\$62,512.40	\$1,022.20	\$62,512.40	\$0.00	\$1,022.20	\$62,512.40	\$62,512.40	\$0.00
2421 Cemento y productos de concreto	\$0.00	\$63,534.60	\$63,534.60	\$62,512.40	\$1,022.20	\$62,512.40	\$0.00	\$1,022.20	\$62,512.40	\$62,512.40	\$0.00
2440 Madera y productos de madera	\$0.00	\$23,081.68	\$23,081.68	\$20,181.68	\$2,900.00	\$20,181.68	\$0.00	\$2,900.00	\$20,181.68	\$20,181.68	\$0.00
2441 Madera y productos de madera	\$0.00	\$23,081.68	\$23,081.68	\$20,181.68	\$2,900.00	\$20,181.68	\$0.00	\$2,900.00	\$20,181.68	\$20,181.68	\$0.00





Usr: financieros  
Rep: rptEstadoPresupuestoEgresos\_FF

## Instituto Tecnológico Superior de Tepeaca Estado de Puebla

Estado del Ejercicio del Presupuesto de Egresos por Fuente de Financiamiento Al 30/nov./2024

Fecha y hora de Impresión | 06/dic./2024  
03:17 p. m.

Unidad Administrativa Objeto del Gasto	Aprobado	Ampliaciones / (Reducciones)	Presupuesto Vigente	Comprometido	Presupuesto Disponible para Comprometer	Devengado	Comprometid o No Devengado	Presupuesto Sin Devengar	Ejercido	Pagado	Cuentas por Pagar Deuda	
2460	Material eléctrico y electrónico	\$23,407.00	\$61,529.54	\$84,936.54	\$66,867.28	\$18,069.26	\$66,867.28	\$0.00	\$18,069.26	\$66,867.28	\$66,867.28	\$0.00
2461	Material eléctrico y electrónico	\$23,407.00	\$61,529.54	\$84,936.54	\$66,867.28	\$18,069.26	\$66,867.28	\$0.00	\$18,069.26	\$66,867.28	\$66,867.28	\$0.00
2470	Artículos metálicos para la construcción	\$0.00	\$114,195.83	\$114,195.83	\$114,137.83	\$58.00	\$114,137.83	\$0.00	\$58.00	\$114,137.83	\$114,137.83	\$0.00
2471	Artículos metálicos para la construcción	\$0.00	\$114,195.83	\$114,195.83	\$114,137.83	\$58.00	\$114,137.83	\$0.00	\$58.00	\$114,137.83	\$114,137.83	\$0.00
2490	Otros materiales y artículos de construcción y reparación	\$15,533.00	-\$5,790.40	\$9,742.60	\$0.00	\$9,742.60	\$0.00	\$0.00	\$9,742.60	\$0.00	\$0.00	\$0.00
2491	Otros materiales y artículos de construcción y reparación	\$15,533.00	-\$5,790.40	\$9,742.60	\$0.00	\$9,742.60	\$0.00	\$0.00	\$9,742.60	\$0.00	\$0.00	\$0.00
<b>2500</b>	<b>PRODUCTOS QUÍMICOS, FARMACÉUTICOS Y DE LAB</b>	<b>\$0.00</b>	<b>\$15,828.20</b>	<b>\$15,828.20</b>	<b>\$4,408.00</b>	<b>\$11,420.20</b>	<b>\$4,408.00</b>	<b>\$0.00</b>	<b>\$11,420.20</b>	<b>\$4,408.00</b>	<b>\$4,408.00</b>	<b>\$0.00</b>
2530	Medicinas y productos farmacéuticos	\$0.00	\$4,408.00	\$4,408.00	\$4,408.00	\$0.00	\$4,408.00	\$0.00	\$0.00	\$4,408.00	\$4,408.00	\$0.00
2531	Medicinas y productos farmacéuticos	\$0.00	\$4,408.00	\$4,408.00	\$4,408.00	\$0.00	\$4,408.00	\$0.00	\$0.00	\$4,408.00	\$4,408.00	\$0.00
2560	Fibras sintéticas, hules, plásticos y derivados	\$0.00	\$11,420.20	\$11,420.20	\$0.00	\$11,420.20	\$0.00	\$0.00	\$11,420.20	\$0.00	\$0.00	\$0.00
2561	Fibras sintéticas, hules, plásticos y derivados	\$0.00	\$11,420.20	\$11,420.20	\$0.00	\$11,420.20	\$0.00	\$0.00	\$11,420.20	\$0.00	\$0.00	\$0.00
<b>2700</b>	<b>VESTUARIO, BLANCOS, PRENDAS DE PROTECCIÓN Y</b>	<b>\$210,940.00</b>	<b>\$103,872.95</b>	<b>\$314,812.95</b>	<b>\$119,422.00</b>	<b>\$195,390.95</b>	<b>\$119,422.00</b>	<b>\$0.00</b>	<b>\$195,390.95</b>	<b>\$119,422.00</b>	<b>\$119,422.00</b>	<b>\$0.00</b>
2710	Vestuario y uniformes	\$185,940.00	-\$44,771.05	\$141,168.95	\$45,240.00	\$95,928.95	\$45,240.00	\$0.00	\$95,928.95	\$45,240.00	\$45,240.00	\$0.00
2711	Vestuario y uniformes	\$185,940.00	-\$44,771.05	\$141,168.95	\$45,240.00	\$95,928.95	\$45,240.00	\$0.00	\$95,928.95	\$45,240.00	\$45,240.00	\$0.00
2720	Prendas de seguridad y protección personal	\$25,000.00	\$132,984.00	\$157,984.00	\$58,522.00	\$99,462.00	\$58,522.00	\$0.00	\$99,462.00	\$58,522.00	\$58,522.00	\$0.00
2721	Prendas de seguridad y protección personal	\$25,000.00	\$132,984.00	\$157,984.00	\$58,522.00	\$99,462.00	\$58,522.00	\$0.00	\$99,462.00	\$58,522.00	\$58,522.00	\$0.00
2740	Productos textiles	\$0.00	\$15,660.00	\$15,660.00	\$15,660.00	\$0.00	\$15,660.00	\$0.00	\$0.00	\$15,660.00	\$15,660.00	\$0.00
2741	Productos textiles	\$0.00	\$15,660.00	\$15,660.00	\$15,660.00	\$0.00	\$15,660.00	\$0.00	\$0.00	\$15,660.00	\$15,660.00	\$0.00
<b>2900</b>	<b>HERRAMIENTAS, REFACCIONES Y ACCESORIOS MEN</b>	<b>\$89,375.00</b>	<b>-\$16,999.00</b>	<b>\$72,376.00</b>	<b>\$5,336.00</b>	<b>\$67,040.00</b>	<b>\$5,336.00</b>	<b>\$0.00</b>	<b>\$67,040.00</b>	<b>\$5,336.00</b>	<b>\$5,336.00</b>	<b>\$0.00</b>
2910	Herramientas menores	\$12.00	-\$12.00	\$0.00	\$0.00	\$0.00	\$0.00	\$0.00	\$0.00	\$0.00	\$0.00	\$0.00
2911	Herramientas menores	\$12.00	-\$12.00	\$0.00	\$0.00	\$0.00	\$0.00	\$0.00	\$0.00	\$0.00	\$0.00	\$0.00
2920	Refacciones y accesorios menores de edificios	\$0.00	\$2,088.00	\$2,088.00	\$2,088.00	\$0.00	\$2,088.00	\$0.00	\$0.00	\$2,088.00	\$2,088.00	\$0.00
2921	Refacciones y accesorios menores de edificios	\$0.00	\$2,088.00	\$2,088.00	\$2,088.00	\$0.00	\$2,088.00	\$0.00	\$0.00	\$2,088.00	\$2,088.00	\$0.00
2960	Refacciones y accesorios menores de equipo de transpor	\$89,363.00	-\$22,323.00	\$67,040.00	\$0.00	\$67,040.00	\$0.00	\$0.00	\$67,040.00	\$0.00	\$0.00	\$0.00
2961	Refacciones y accesorios menores de equipo de transpor	\$89,363.00	-\$22,323.00	\$67,040.00	\$0.00	\$67,040.00	\$0.00	\$0.00	\$67,040.00	\$0.00	\$0.00	\$0.00
2990	Refacciones y accesorios menores otros bienes muebles	\$0.00	\$3,248.00	\$3,248.00	\$3,248.00	\$0.00	\$3,248.00	\$0.00	\$0.00	\$3,248.00	\$3,248.00	\$0.00
2991	Refacciones y accesorios menores de otros bienes mueb	\$0.00	\$3,248.00	\$3,248.00	\$3,248.00	\$0.00	\$3,248.00	\$0.00	\$0.00	\$3,248.00	\$3,248.00	\$0.00
<b>3000</b>	<b>SERVICIOS GENERALES</b>	<b>\$1,753,074.00</b>	<b>-\$611,625.44</b>	<b>\$1,141,448.56</b>	<b>\$826,598.59</b>	<b>\$314,849.97</b>	<b>\$765,697.85</b>	<b>\$60,900.74</b>	<b>\$375,750.71</b>	<b>\$765,697.85</b>	<b>\$760,651.78</b>	<b>\$5,046.07</b>
<b>3100</b>	<b>SERVICIOS BÁSICOS</b>	<b>\$0.00</b>	<b>\$187,516.00</b>	<b>\$187,516.00</b>	<b>\$144,706.45</b>	<b>\$42,809.55</b>	<b>\$144,706.45</b>	<b>\$0.00</b>	<b>\$42,809.55</b>	<b>\$144,706.45</b>	<b>\$144,706.45</b>	<b>\$0.00</b>
3110	Energía eléctrica	\$0.00	\$80,608.00	\$80,608.00	\$51,672.00	\$28,936.00	\$51,672.00	\$0.00	\$28,936.00	\$51,672.00	\$51,672.00	\$0.00
3111	Servicio de energía eléctrica	\$0.00	\$80,608.00	\$80,608.00	\$51,672.00	\$28,936.00	\$51,672.00	\$0.00	\$28,936.00	\$51,672.00	\$51,672.00	\$0.00







Usr: financieros  
Rep: rptEstadoPresupuestoEgresos\_FF

## Instituto Tecnológico Superior de Tepeaca Estado de Puebla

Estado del Ejercicio del Presupuesto de Egresos por Fuente de Financiamiento Al 30/nov./2024

Fecha y hora de Impresión | 06/dic./2024  
03:17 p. m.

Unidad Administrativa Objeto del Gasto		Aprobado	Ampliaciones / (Reducciones)	Presupuesto Vigente	Comprometido	Presupuesto Disponible para Comprometer	Devengado	Comprometid o No Devengado	Presupuesto Sin Devengar	Ejercido	Pagado	Cuentas por Pagar Deuda
3130	Agua	\$0.00	\$11,800.00	\$11,800.00	\$0.00	\$11,800.00	\$0.00	\$0.00	\$11,800.00	\$0.00	\$0.00	\$0.00
3133	Servicio de agua en situaciones de emergencia	\$0.00	\$11,800.00	\$11,800.00	\$0.00	\$11,800.00	\$0.00	\$0.00	\$11,800.00	\$0.00	\$0.00	\$0.00
3140	Telefonía tradicional	\$0.00	\$3,268.00	\$3,268.00	\$1,749.00	\$1,519.00	\$1,749.00	\$0.00	\$1,519.00	\$1,749.00	\$1,749.00	\$0.00
3141	Servicio telefónico convencional	\$0.00	\$3,268.00	\$3,268.00	\$1,749.00	\$1,519.00	\$1,749.00	\$0.00	\$1,519.00	\$1,749.00	\$1,749.00	\$0.00
3170	Servicios de acceso de Internet, redes y procesamiento d	\$0.00	\$91,840.00	\$91,840.00	\$91,285.45	\$554.55	\$91,285.45	\$0.00	\$554.55	\$91,285.45	\$91,285.45	\$0.00
3171	Servicios de acceso de internet	\$0.00	\$19,140.00	\$19,140.00	\$18,585.45	\$554.55	\$18,585.45	\$0.00	\$554.55	\$18,585.45	\$18,585.45	\$0.00
3172	Servicios de redes y procesamiento de información	\$0.00	\$72,700.00	\$72,700.00	\$72,700.00	\$0.00	\$72,700.00	\$0.00	\$0.00	\$72,700.00	\$72,700.00	\$0.00
<b>3200</b>	<b>SERVICIOS DE ARRENDAMIENTO</b>	<b>\$100,000.00</b>	<b>\$28,969.21</b>	<b>\$128,969.21</b>	<b>\$122,635.61</b>	<b>\$6,333.60</b>	<b>\$63,609.87</b>	<b>\$59,025.74</b>	<b>\$65,359.34</b>	<b>\$63,609.87</b>	<b>\$63,609.87</b>	<b>\$0.00</b>
3270	Arrendamiento de activos intangibles	\$100,000.00	\$22,635.61	\$122,635.61	\$122,635.61	\$0.00	\$63,609.87	\$59,025.74	\$59,025.74	\$63,609.87	\$63,609.87	\$0.00
3271	Derechos de autor, patentes, regalías y otros	\$100,000.00	\$22,635.61	\$122,635.61	\$122,635.61	\$0.00	\$63,609.87	\$59,025.74	\$59,025.74	\$63,609.87	\$63,609.87	\$0.00
3290	Otros arrendamientos	\$0.00	\$6,333.60	\$6,333.60	\$0.00	\$6,333.60	\$0.00	\$0.00	\$6,333.60	\$0.00	\$0.00	\$0.00
3291	Otros arrendamientos	\$0.00	\$6,333.60	\$6,333.60	\$0.00	\$6,333.60	\$0.00	\$0.00	\$6,333.60	\$0.00	\$0.00	\$0.00
<b>3300</b>	<b>SERVICIOS PROFESIONALES, CIENTÍFICOS, TÉCNICO</b>	<b>\$309,304.00</b>	<b>-\$208,212.19</b>	<b>\$101,091.81</b>	<b>\$97,111.80</b>	<b>\$3,980.01</b>	<b>\$97,111.80</b>	<b>\$0.00</b>	<b>\$3,980.01</b>	<b>\$97,111.80</b>	<b>\$97,111.80</b>	<b>\$0.00</b>
3320	Servicios de diseño, arquitectura, ingeniería y actividades	\$0.00	\$55,680.00	\$55,680.00	\$55,680.00	\$0.00	\$55,680.00	\$0.00	\$0.00	\$55,680.00	\$55,680.00	\$0.00
3321	Servicios de diseño, arquitectura, ingeniería y actividades	\$0.00	\$55,680.00	\$55,680.00	\$55,680.00	\$0.00	\$55,680.00	\$0.00	\$0.00	\$55,680.00	\$55,680.00	\$0.00
3330	Servicios de consultoría administrativa, procesos, técnica	\$309,304.00	-\$309,304.00	\$0.00	\$0.00	\$0.00	\$0.00	\$0.00	\$0.00	\$0.00	\$0.00	\$0.00
3333	Servicios relacionados con certificación de procesos	\$309,304.00	-\$309,304.00	\$0.00	\$0.00	\$0.00	\$0.00	\$0.00	\$0.00	\$0.00	\$0.00	\$0.00
3360	Servicios de apoyo administrativo, traducción, fotocopiad	\$0.00	\$7,951.80	\$7,951.80	\$7,951.80	\$0.00	\$7,951.80	\$0.00	\$0.00	\$7,951.80	\$7,951.80	\$0.00
3364	Servicios de impresión de material informativo derivado d	\$0.00	\$7,951.80	\$7,951.80	\$7,951.80	\$0.00	\$7,951.80	\$0.00	\$0.00	\$7,951.80	\$7,951.80	\$0.00
3380	Servicios de vigilancia	\$0.00	\$33,480.00	\$33,480.00	\$33,480.00	\$0.00	\$33,480.00	\$0.00	\$0.00	\$33,480.00	\$33,480.00	\$0.00
3381	Servicios de vigilancia	\$0.00	\$33,480.00	\$33,480.00	\$33,480.00	\$0.00	\$33,480.00	\$0.00	\$0.00	\$33,480.00	\$33,480.00	\$0.00
3390	Servicios profesionales, científicos y técnicos integrales	\$0.00	\$3,980.01	\$3,980.01	\$0.00	\$3,980.01	\$0.00	\$0.00	\$3,980.01	\$0.00	\$0.00	\$0.00
3391	Servicios profesionales, científicos y técnicos integrales	\$0.00	\$3,980.01	\$3,980.01	\$0.00	\$3,980.01	\$0.00	\$0.00	\$3,980.01	\$0.00	\$0.00	\$0.00
<b>3500</b>	<b>SERVICIOS DE INSTALACIÓN, REPARACIÓN, MANTEN</b>	<b>\$85,000.00</b>	<b>\$149,012.80</b>	<b>\$234,012.80</b>	<b>\$147,123.96</b>	<b>\$86,888.84</b>	<b>\$147,123.96</b>	<b>\$0.00</b>	<b>\$86,888.84</b>	<b>\$147,123.96</b>	<b>\$147,123.96</b>	<b>\$0.00</b>
3510	Conservación y mantenimiento menor de inmuebles	\$85,000.00	\$65,036.60	\$150,036.60	\$68,596.60	\$81,440.00	\$68,596.60	\$0.00	\$81,440.00	\$68,596.60	\$68,596.60	\$0.00
3512	Mantenimiento y conservación menor de inmuebles para	\$85,000.00	\$65,036.60	\$150,036.60	\$68,596.60	\$81,440.00	\$68,596.60	\$0.00	\$81,440.00	\$68,596.60	\$68,596.60	\$0.00
3520	Instalación, reparación y mantenimiento de mobiliario y e	\$0.00	\$13,920.00	\$13,920.00	\$13,920.00	\$0.00	\$13,920.00	\$0.00	\$0.00	\$13,920.00	\$13,920.00	\$0.00
3521	Mantenimiento y conservación de mobiliario y equipo de z	\$0.00	\$13,920.00	\$13,920.00	\$13,920.00	\$0.00	\$13,920.00	\$0.00	\$0.00	\$13,920.00	\$13,920.00	\$0.00
3530	Instalación, reparación y mantenimiento de equipo de có	\$0.00	\$13,335.36	\$13,335.36	\$13,335.36	\$0.00	\$13,335.36	\$0.00	\$0.00	\$13,335.36	\$13,335.36	\$0.00
3531	Instalación, reparación y mantenimiento de equipo de có	\$0.00	\$13,335.36	\$13,335.36	\$13,335.36	\$0.00	\$13,335.36	\$0.00	\$0.00	\$13,335.36	\$13,335.36	\$0.00
3570	Instalación, reparación y mantenimiento de maquinaria, o	\$0.00	\$51,272.00	\$51,272.00	\$51,272.00	\$0.00	\$51,272.00	\$0.00	\$0.00	\$51,272.00	\$51,272.00	\$0.00






Usr: financieros  
Rep: rptEstadoPresupuestoEgresos\_FF

**Instituto Tecnológico Superior de Tepeaca**  
**Estado de Puebla**

**Estado del Ejercicio del Presupuesto de Egresos por Fuente de Financiamiento Al 30/nov./2024**

Fecha y hora de Impresión | 06/dic./2024  
03:17 p. m.

Unidad Administrativa	Objeto del Gasto	Aprobado	Ampliaciones / (Reducciones)	Presupuesto Vigente	Comprometido	Presupuesto Disponible para Comprometer	Devengado	Comprometido o No Devengado	Presupuesto Sin Devengar	Ejercido	Pagado	Cuentas por Pagar Deuda
3571	Instalación, reparación y mantenimiento de maquinaria y	\$0.00	\$51,272.00	\$51,272.00	\$51,272.00	\$0.00	\$51,272.00	\$0.00	\$0.00	\$51,272.00	\$51,272.00	\$0.00
3580	Servicios de limpieza y manejo de desechos	\$0.00	\$5,448.84	\$5,448.84	\$0.00	\$5,448.84	\$0.00	\$0.00	\$5,448.84	\$0.00	\$0.00	\$0.00
3581	Servicios de limpieza y manejo de desechos	\$0.00	\$5,448.84	\$5,448.84	\$0.00	\$5,448.84	\$0.00	\$0.00	\$5,448.84	\$0.00	\$0.00	\$0.00
<b>3700</b>	<b>SERVICIOS DE TRASLADOS Y VIÁTICOS</b>	<b>\$0.00</b>	<b>\$22,704.00</b>	<b>\$22,704.00</b>	<b>\$19,053.66</b>	<b>\$3,650.34</b>	<b>\$19,053.66</b>	<b>\$0.00</b>	<b>\$3,650.34</b>	<b>\$19,053.66</b>	<b>\$19,053.66</b>	<b>\$0.00</b>
3750	Viáticos en el país	\$0.00	\$22,704.00	\$22,704.00	\$19,053.66	\$3,650.34	\$19,053.66	\$0.00	\$3,650.34	\$19,053.66	\$19,053.66	\$0.00
3751	Viáticos en el país	\$0.00	\$22,704.00	\$22,704.00	\$19,053.66	\$3,650.34	\$19,053.66	\$0.00	\$3,650.34	\$19,053.66	\$19,053.66	\$0.00
<b>3800</b>	<b>SERVICIOS OFICIALES</b>	<b>\$0.00</b>	<b>\$82,800.80</b>	<b>\$82,800.80</b>	<b>\$22,040.00</b>	<b>\$60,760.80</b>	<b>\$22,040.00</b>	<b>\$0.00</b>	<b>\$60,760.80</b>	<b>\$22,040.00</b>	<b>\$22,040.00</b>	<b>\$0.00</b>
3820	Gastos de orden social y cultural	\$0.00	\$17,400.00	\$17,400.00	\$0.00	\$17,400.00	\$0.00	\$0.00	\$17,400.00	\$0.00	\$0.00	\$0.00
3821	Gastos de orden social	\$0.00	\$17,400.00	\$17,400.00	\$0.00	\$17,400.00	\$0.00	\$0.00	\$17,400.00	\$0.00	\$0.00	\$0.00
3830	Congresos y convenciones	\$0.00	\$65,400.80	\$65,400.80	\$22,040.00	\$43,360.80	\$22,040.00	\$0.00	\$43,360.80	\$22,040.00	\$22,040.00	\$0.00
3831	Congresos y convenciones	\$0.00	\$65,400.80	\$65,400.80	\$22,040.00	\$43,360.80	\$22,040.00	\$0.00	\$43,360.80	\$22,040.00	\$22,040.00	\$0.00
<b>3900</b>	<b>OTROS SERVICIOS GENERALES</b>	<b>\$1,258,770.00</b>	<b>-\$874,416.06</b>	<b>\$384,353.94</b>	<b>\$273,927.11</b>	<b>\$110,426.83</b>	<b>\$272,052.11</b>	<b>\$1,875.00</b>	<b>\$112,301.83</b>	<b>\$272,052.11</b>	<b>\$267,006.04</b>	<b>\$5,046.07</b>
3920	Impuestos y derechos	\$115,000.00	-\$6,422.00	\$108,578.00	\$108,494.00	\$84.00	\$106,619.00	\$1,875.00	\$1,959.00	\$106,619.00	\$106,619.00	\$0.00
3921	Otros impuestos y derechos	\$115,000.00	-\$6,422.00	\$108,578.00	\$108,494.00	\$84.00	\$106,619.00	\$1,875.00	\$1,959.00	\$106,619.00	\$106,619.00	\$0.00
3980	Impuesto sobre nóminas y otros que se deriven de una re	\$1,043,770.00	-\$784,654.06	\$259,115.94	\$165,433.11	\$93,682.83	\$165,433.11	\$0.00	\$93,682.83	\$165,433.11	\$160,387.04	\$5,046.07
3981	Impuesto sobre nóminas y otros que se deriven de una re	\$1,043,770.00	-\$784,654.06	\$259,115.94	\$165,433.11	\$93,682.83	\$165,433.11	\$0.00	\$93,682.83	\$165,433.11	\$160,387.04	\$5,046.07
3990	Otros servicios generales	\$100,000.00	-\$83,340.00	\$16,660.00	\$0.00	\$16,660.00	\$0.00	\$0.00	\$16,660.00	\$0.00	\$0.00	\$0.00
3993	Otros servicios generales	\$100,000.00	-\$83,340.00	\$16,660.00	\$0.00	\$16,660.00	\$0.00	\$0.00	\$16,660.00	\$0.00	\$0.00	\$0.00
<b>4000</b>	<b>TRANSFERENCIAS, ASIGNACIONES, SUBSIDIO</b>	<b>\$0.00</b>	<b>\$93,933.64</b>	<b>\$93,933.64</b>	<b>\$93,933.64</b>	<b>\$0.00</b>	<b>\$93,933.64</b>	<b>\$0.00</b>	<b>\$0.00</b>	<b>\$93,933.64</b>	<b>\$93,933.64</b>	<b>\$0.00</b>
<b>4400</b>	<b>AYUDAS SOCIALES</b>	<b>\$0.00</b>	<b>\$93,933.64</b>	<b>\$93,933.64</b>	<b>\$93,933.64</b>	<b>\$0.00</b>	<b>\$93,933.64</b>	<b>\$0.00</b>	<b>\$0.00</b>	<b>\$93,933.64</b>	<b>\$93,933.64</b>	<b>\$0.00</b>
4410	Ayudas sociales a personas	\$0.00	\$93,933.64	\$93,933.64	\$93,933.64	\$0.00	\$93,933.64	\$0.00	\$0.00	\$93,933.64	\$93,933.64	\$0.00
4417	Ayudas en materia de formación educativa y cultural	\$0.00	\$93,933.64	\$93,933.64	\$93,933.64	\$0.00	\$93,933.64	\$0.00	\$0.00	\$93,933.64	\$93,933.64	\$0.00
<b>5000</b>	<b>BIENES MUEBLES, INMUEBLES E INTANGIBLE:</b>	<b>\$1,087,013.00</b>	<b>\$91,360.61</b>	<b>\$1,178,373.61</b>	<b>\$1,176,033.52</b>	<b>\$2,340.09</b>	<b>\$1,176,033.52</b>	<b>\$0.00</b>	<b>\$2,340.09</b>	<b>\$1,176,033.52</b>	<b>\$1,176,033.52</b>	<b>\$0.00</b>
<b>5100</b>	<b>MOBILIARIO Y EQUIPO DE ADMINISTRACIÓN</b>	<b>\$762,013.00</b>	<b>\$203,027.33</b>	<b>\$965,040.33</b>	<b>\$962,700.24</b>	<b>\$2,340.09</b>	<b>\$962,700.24</b>	<b>\$0.00</b>	<b>\$2,340.09</b>	<b>\$962,700.24</b>	<b>\$962,700.24</b>	<b>\$0.00</b>
5110	Muebles de oficina y estantería	\$273,000.00	-\$201,428.00	\$71,572.00	\$71,572.00	\$0.00	\$71,572.00	\$0.00	\$0.00	\$71,572.00	\$71,572.00	\$0.00
5111	Muebles de oficina y estantería	\$273,000.00	-\$201,428.00	\$71,572.00	\$71,572.00	\$0.00	\$71,572.00	\$0.00	\$0.00	\$71,572.00	\$71,572.00	\$0.00
5120	Muebles, excepto de oficina y estantería	\$0.00	\$107,300.00	\$107,300.00	\$107,300.00	\$0.00	\$107,300.00	\$0.00	\$0.00	\$107,300.00	\$107,300.00	\$0.00
5121	Muebles, excepto de oficina y estantería	\$0.00	\$107,300.00	\$107,300.00	\$107,300.00	\$0.00	\$107,300.00	\$0.00	\$0.00	\$107,300.00	\$107,300.00	\$0.00
5150	Equipo de cómputo y de tecnologías de la información	\$423,794.00	\$207,230.13	\$631,024.13	\$628,684.04	\$2,340.09	\$628,684.04	\$0.00	\$2,340.09	\$628,684.04	\$628,684.04	\$0.00
5151	Equipo de cómputo y de tecnologías de la información	\$423,794.00	\$207,230.13	\$631,024.13	\$628,684.04	\$2,340.09	\$628,684.04	\$0.00	\$2,340.09	\$628,684.04	\$628,684.04	\$0.00
5190	Otros mobiliarios y equipos de administración	\$65,219.00	\$89,925.20	\$155,144.20	\$155,144.20	\$0.00	\$155,144.20	\$0.00	\$0.00	\$155,144.20	\$155,144.20	\$0.00







Usr: financieros  
Rep: rptEstadoPresupuestoEgresos\_FF

**Instituto Tecnológico Superior de Tepeaca**  
**Estado de Puebla**

Estado del Ejercicio del Presupuesto de Egresos por Fuente de Financiamiento Al 30/nov./2024

Fecha y hora de Impresión | 06/dic./2024  
03:17 p. m.

Unidad Administrativa		Aprobado	Ampliaciones / (Reducciones)	Presupuesto Vigente	Comprometido	Presupuesto Disponible para Comprometer	Devengado	Comprometido o No Devengado	Presupuesto Sin Devengar	Ejercido	Pagado	Cuentas por Pagar Deuda
Objeto	del Gasto											
5191	Otros mobiliarios y equipos de administración	\$65,219.00	\$89,925.20	\$155,144.20	\$155,144.20	\$0.00	\$155,144.20	\$0.00	\$0.00	\$155,144.20	\$155,144.20	\$0.00
<b>5200</b>	<b>MOBILIARIO Y EQUIPO EDUCACIONAL Y RECREATIVO</b>	<b>\$225,000.00</b>	<b>-\$30,760.32</b>	<b>\$194,239.68</b>	<b>\$194,239.68</b>	<b>\$0.00</b>	<b>\$194,239.68</b>	<b>\$0.00</b>	<b>\$0.00</b>	<b>\$194,239.68</b>	<b>\$194,239.68</b>	<b>\$0.00</b>
5210	Equipos y aparatos audiovisuales	\$180,000.00	-\$41,322.00	\$138,678.00	\$138,678.00	\$0.00	\$138,678.00	\$0.00	\$0.00	\$138,678.00	\$138,678.00	\$0.00
5211	Equipos y aparatos audiovisuales	\$180,000.00	-\$41,322.00	\$138,678.00	\$138,678.00	\$0.00	\$138,678.00	\$0.00	\$0.00	\$138,678.00	\$138,678.00	\$0.00
5230	Cámaras fotográficas y de video	\$45,000.00	-\$40,362.32	\$4,637.68	\$4,637.68	\$0.00	\$4,637.68	\$0.00	\$0.00	\$4,637.68	\$4,637.68	\$0.00
5231	Cámaras fotográficas y de video	\$45,000.00	-\$40,362.32	\$4,637.68	\$4,637.68	\$0.00	\$4,637.68	\$0.00	\$0.00	\$4,637.68	\$4,637.68	\$0.00
5290	Otro mobiliario y equipo educacional y recreativo	\$0.00	\$50,924.00	\$50,924.00	\$50,924.00	\$0.00	\$50,924.00	\$0.00	\$0.00	\$50,924.00	\$50,924.00	\$0.00
5291	Otro mobiliario y equipo educacional y recreativo	\$0.00	\$50,924.00	\$50,924.00	\$50,924.00	\$0.00	\$50,924.00	\$0.00	\$0.00	\$50,924.00	\$50,924.00	\$0.00
<b>5600</b>	<b>MAQUINARIA, OTROS EQUIPOS Y HERRAMIENTAS</b>	<b>\$100,000.00</b>	<b>-\$80,906.40</b>	<b>\$19,093.60</b>	<b>\$19,093.60</b>	<b>\$0.00</b>	<b>\$19,093.60</b>	<b>\$0.00</b>	<b>\$0.00</b>	<b>\$19,093.60</b>	<b>\$19,093.60</b>	<b>\$0.00</b>
5620	Maquinaria y equipo industrial	\$45,000.00	-\$45,000.00	\$0.00	\$0.00	\$0.00	\$0.00	\$0.00	\$0.00	\$0.00	\$0.00	\$0.00
5621	Maquinaria y equipo industrial	\$45,000.00	-\$45,000.00	\$0.00	\$0.00	\$0.00	\$0.00	\$0.00	\$0.00	\$0.00	\$0.00	\$0.00
5670	Herramientas y máquinas-herramienta	\$55,000.00	-\$35,906.40	\$19,093.60	\$19,093.60	\$0.00	\$19,093.60	\$0.00	\$0.00	\$19,093.60	\$19,093.60	\$0.00
5671	Herramientas y máquinas- herramienta	\$55,000.00	-\$35,906.40	\$19,093.60	\$19,093.60	\$0.00	\$19,093.60	\$0.00	\$0.00	\$19,093.60	\$19,093.60	\$0.00
<b>7000</b>	<b>INVERSIONES FINANCIERAS Y OTRAS PROVISIONES</b>	<b>\$316,725.00</b>	<b>-\$316,725.00</b>	<b>\$0.00</b>	<b>\$0.00</b>	<b>\$0.00</b>	<b>\$0.00</b>	<b>\$0.00</b>	<b>\$0.00</b>	<b>\$0.00</b>	<b>\$0.00</b>	<b>\$0.00</b>
<b>7900</b>	<b>PROVISIONES PARA CONTINGENCIAS Y OTRAS ERRORES</b>	<b>\$316,725.00</b>	<b>-\$316,725.00</b>	<b>\$0.00</b>	<b>\$0.00</b>	<b>\$0.00</b>	<b>\$0.00</b>	<b>\$0.00</b>	<b>\$0.00</b>	<b>\$0.00</b>	<b>\$0.00</b>	<b>\$0.00</b>
7900	Otras erogaciones especiales	\$316,725.00	-\$316,725.00	\$0.00	\$0.00	\$0.00	\$0.00	\$0.00	\$0.00	\$0.00	\$0.00	\$0.00
7991	Provisiones para erogaciones especiales	\$316,725.00	-\$316,725.00	\$0.00	\$0.00	\$0.00	\$0.00	\$0.00	\$0.00	\$0.00	\$0.00	\$0.00
<b>Captacion de Derechos 2024</b>		<b>\$3,683,259.00</b>	<b>\$0.00</b>	<b>\$3,683,259.00</b>	<b>\$2,652,512.81</b>	<b>\$1,030,746.19</b>	<b>\$2,591,612.07</b>	<b>\$60,900.74</b>	<b>\$1,091,646.93</b>	<b>\$2,591,612.07</b>	<b>\$2,586,566.00</b>	<b>\$5,046.07</b>
<b>905</b>	<b>Otros Recursos</b>											
<b>2000</b>	<b>MATERIALES Y SUMINISTROS</b>	<b>\$0.00</b>	<b>\$303,281.66</b>	<b>\$303,281.66</b>	<b>\$279,995.91</b>	<b>\$23,285.75</b>	<b>\$279,995.91</b>	<b>\$0.00</b>	<b>\$23,285.75</b>	<b>\$279,995.91</b>	<b>\$279,995.91</b>	<b>\$0.00</b>
<b>2100</b>	<b>MATERIALES DE ADMINISTRACIÓN, EMISIÓN DE DOCUMENTOS</b>	<b>\$0.00</b>	<b>\$52,525.60</b>	<b>\$52,525.60</b>	<b>\$52,525.60</b>	<b>\$0.00</b>	<b>\$52,525.60</b>	<b>\$0.00</b>	<b>\$0.00</b>	<b>\$52,525.60</b>	<b>\$52,525.60</b>	<b>\$0.00</b>
2110	Materiales, útiles y equipos menores de oficina	\$0.00	\$25,918.10	\$25,918.10	\$25,918.10	\$0.00	\$25,918.10	\$0.00	\$0.00	\$25,918.10	\$25,918.10	\$0.00
2111	Materiales, útiles y equipos menores de oficina	\$0.00	\$25,918.10	\$25,918.10	\$25,918.10	\$0.00	\$25,918.10	\$0.00	\$0.00	\$25,918.10	\$25,918.10	\$0.00
2140	Materiales, útiles y equipos menores de tecnologías de la información y comunicaciones	\$0.00	\$26,607.50	\$26,607.50	\$26,607.50	\$0.00	\$26,607.50	\$0.00	\$0.00	\$26,607.50	\$26,607.50	\$0.00
2141	Materiales, útiles y equipos menores de tecnologías de la información y comunicaciones	\$0.00	\$26,607.50	\$26,607.50	\$26,607.50	\$0.00	\$26,607.50	\$0.00	\$0.00	\$26,607.50	\$26,607.50	\$0.00
<b>2400</b>	<b>MATERIALES Y ARTÍCULOS DE CONSTRUCCIÓN Y DE MANTENIMIENTO</b>	<b>\$0.00</b>	<b>\$96,507.99</b>	<b>\$96,507.99</b>	<b>\$96,507.99</b>	<b>\$0.00</b>	<b>\$96,507.99</b>	<b>\$0.00</b>	<b>\$0.00</b>	<b>\$96,507.99</b>	<b>\$96,507.99</b>	<b>\$0.00</b>
2410	Productos minerales no metálicos	\$0.00	\$26,606.92	\$26,606.92	\$26,606.92	\$0.00	\$26,606.92	\$0.00	\$0.00	\$26,606.92	\$26,606.92	\$0.00
2411	Productos minerales no metálicos	\$0.00	\$26,606.92	\$26,606.92	\$26,606.92	\$0.00	\$26,606.92	\$0.00	\$0.00	\$26,606.92	\$26,606.92	\$0.00
2420	Cemento y productos de concreto	\$0.00	\$18,200.40	\$18,200.40	\$18,200.40	\$0.00	\$18,200.40	\$0.00	\$0.00	\$18,200.40	\$18,200.40	\$0.00
2421	Cemento y productos de concreto	\$0.00	\$18,200.40	\$18,200.40	\$18,200.40	\$0.00	\$18,200.40	\$0.00	\$0.00	\$18,200.40	\$18,200.40	\$0.00






Usr: financieros  
Rep: rptEstadoPresupuestoEgresos\_FF

## Instituto Tecnológico Superior de Tepeaca Estado de Puebla

Estado del Ejercicio del Presupuesto de Egresos por Fuente de Financiamiento Al 30/nov./2024

Fecha y hora de Impresión | 06/dic./2024  
03:17 p. m.

Objeto del Gasto	Unidad Administrativa	Aprobado	Ampliaciones / (Reducciones)	Presupuesto Vigente	Comprometido	Presupuesto Disponible para Comprometer	Devengado	Comprometid o No Devengado	Presupuesto Sin Devengar	Ejercido	Pagado	Cuentas por Pagar Deuda
2460	Material eléctrico y electrónico	\$0.00	\$50,164.40	\$50,164.40	\$50,164.40	\$0.00	\$50,164.40	\$0.00	\$0.00	\$50,164.40	\$50,164.40	\$0.00
2461	Material eléctrico y electrónico	\$0.00	\$50,164.40	\$50,164.40	\$50,164.40	\$0.00	\$50,164.40	\$0.00	\$0.00	\$50,164.40	\$50,164.40	\$0.00
2470	Articulos metálicos para la construcción	\$0.00	\$1,536.27	\$1,536.27	\$1,536.27	\$0.00	\$1,536.27	\$0.00	\$0.00	\$1,536.27	\$1,536.27	\$0.00
2471	Articulos metálicos para la construcción	\$0.00	\$1,536.27	\$1,536.27	\$1,536.27	\$0.00	\$1,536.27	\$0.00	\$0.00	\$1,536.27	\$1,536.27	\$0.00
<b>2500</b>	<b>PRODUCTOS QUÍMICOS, FARMACÉUTICOS Y DE LAB</b>	<b>\$0.00</b>	<b>\$83,000.93</b>	<b>\$83,000.93</b>	<b>\$82,809.92</b>	<b>\$191.01</b>	<b>\$82,809.92</b>	<b>\$0.00</b>	<b>\$191.01</b>	<b>\$82,809.92</b>	<b>\$82,809.92</b>	<b>\$0.00</b>
2530	Medicinas y productos farmacéuticos	\$0.00	\$8,360.92	\$8,360.92	\$8,360.92	\$0.00	\$8,360.92	\$0.00	\$0.00	\$8,360.92	\$8,360.92	\$0.00
2531	Medicinas y productos farmacéuticos	\$0.00	\$8,360.92	\$8,360.92	\$8,360.92	\$0.00	\$8,360.92	\$0.00	\$0.00	\$8,360.92	\$8,360.92	\$0.00
2540	Materiales, accesorios y suministros médicos	\$0.00	\$3,371.95	\$3,371.95	\$3,180.94	\$191.01	\$3,180.94	\$0.00	\$191.01	\$3,180.94	\$3,180.94	\$0.00
2542	Materiales, accesorios y suministros médicos para el secl	\$0.00	\$3,371.95	\$3,371.95	\$3,180.94	\$191.01	\$3,180.94	\$0.00	\$191.01	\$3,180.94	\$3,180.94	\$0.00
2560	Fibras sintéticas, hules, plásticos y derivados	\$0.00	\$71,268.06	\$71,268.06	\$71,268.06	\$0.00	\$71,268.06	\$0.00	\$0.00	\$71,268.06	\$71,268.06	\$0.00
2561	Fibras sintéticas, hules, plásticos y derivados	\$0.00	\$71,268.06	\$71,268.06	\$71,268.06	\$0.00	\$71,268.06	\$0.00	\$0.00	\$71,268.06	\$71,268.06	\$0.00
<b>2900</b>	<b>HERRAMIENTAS, REFACCIONES Y ACCESORIOS MEN</b>	<b>\$0.00</b>	<b>\$71,247.14</b>	<b>\$71,247.14</b>	<b>\$48,152.40</b>	<b>\$23,094.74</b>	<b>\$48,152.40</b>	<b>\$0.00</b>	<b>\$23,094.74</b>	<b>\$48,152.40</b>	<b>\$48,152.40</b>	<b>\$0.00</b>
2960	Refacciones y accesorios menores de equipo de transpor	\$0.00	\$71,247.14	\$71,247.14	\$48,152.40	\$23,094.74	\$48,152.40	\$0.00	\$23,094.74	\$48,152.40	\$48,152.40	\$0.00
2961	Refacciones y accesorios menores de equipo de transpor	\$0.00	\$71,247.14	\$71,247.14	\$48,152.40	\$23,094.74	\$48,152.40	\$0.00	\$23,094.74	\$48,152.40	\$48,152.40	\$0.00
<b>3000</b>	<b>SERVICIOS GENERALES</b>	<b>\$0.00</b>	<b>\$1,026,903.05</b>	<b>\$1,026,903.05</b>	<b>\$711,176.36</b>	<b>\$315,726.69</b>	<b>\$711,176.36</b>	<b>\$0.00</b>	<b>\$315,726.69</b>	<b>\$711,176.36</b>	<b>\$711,176.36</b>	<b>\$0.00</b>
<b>3100</b>	<b>SERVICIOS BÁSICOS</b>	<b>\$0.00</b>	<b>\$46,106.63</b>	<b>\$46,106.63</b>	<b>\$16,407.04</b>	<b>\$29,699.59</b>	<b>\$16,407.04</b>	<b>\$0.00</b>	<b>\$29,699.59</b>	<b>\$16,407.04</b>	<b>\$16,407.04</b>	<b>\$0.00</b>
3120	Gas	\$0.00	\$40,008.90	\$40,008.90	\$16,407.04	\$23,601.86	\$16,407.04	\$0.00	\$23,601.86	\$16,407.04	\$16,407.04	\$0.00
3121	Servicio de gas	\$0.00	\$40,008.90	\$40,008.90	\$16,407.04	\$23,601.86	\$16,407.04	\$0.00	\$23,601.86	\$16,407.04	\$16,407.04	\$0.00
3170	Servicios de acceso de Internet, redes y procesamiento d	\$0.00	\$6,097.73	\$6,097.73	\$0.00	\$6,097.73	\$0.00	\$0.00	\$6,097.73	\$0.00	\$0.00	\$0.00
3171	Servicios de acceso de internet	\$0.00	\$6,097.73	\$6,097.73	\$0.00	\$6,097.73	\$0.00	\$0.00	\$6,097.73	\$0.00	\$0.00	\$0.00
<b>3200</b>	<b>SERVICIOS DE ARRENDAMIENTO</b>	<b>\$0.00</b>	<b>\$111,360.00</b>	<b>\$111,360.00</b>	<b>\$111,360.00</b>	<b>\$0.00</b>	<b>\$111,360.00</b>	<b>\$0.00</b>	<b>\$0.00</b>	<b>\$111,360.00</b>	<b>\$111,360.00</b>	<b>\$0.00</b>
3260	Arrendamiento de maquinaria, otros equipos y herramient	\$0.00	\$111,360.00	\$111,360.00	\$111,360.00	\$0.00	\$111,360.00	\$0.00	\$0.00	\$111,360.00	\$111,360.00	\$0.00
3261	Arrendamiento de maquinaria, otros equipos y herramient	\$0.00	\$111,360.00	\$111,360.00	\$111,360.00	\$0.00	\$111,360.00	\$0.00	\$0.00	\$111,360.00	\$111,360.00	\$0.00
<b>3300</b>	<b>SERVICIOS PROFESIONALES, CIENTÍFICOS, TÉCNICO</b>	<b>\$0.00</b>	<b>\$102,946.66</b>	<b>\$102,946.66</b>	<b>\$91,946.66</b>	<b>\$11,000.00</b>	<b>\$91,946.66</b>	<b>\$0.00</b>	<b>\$11,000.00</b>	<b>\$91,946.66</b>	<b>\$91,946.66</b>	<b>\$0.00</b>
3340	Servicios de capacitación	\$0.00	\$53,998.00	\$53,998.00	\$53,998.00	\$0.00	\$53,998.00	\$0.00	\$0.00	\$53,998.00	\$53,998.00	\$0.00
3341	Capacitación institucional	\$0.00	\$53,998.00	\$53,998.00	\$53,998.00	\$0.00	\$53,998.00	\$0.00	\$0.00	\$53,998.00	\$53,998.00	\$0.00
3380	Servicios de vigilancia	\$0.00	\$48,948.66	\$48,948.66	\$37,948.66	\$11,000.00	\$37,948.66	\$0.00	\$11,000.00	\$37,948.66	\$37,948.66	\$0.00
3381	Servicios de vigilancia	\$0.00	\$48,948.66	\$48,948.66	\$37,948.66	\$11,000.00	\$37,948.66	\$0.00	\$11,000.00	\$37,948.66	\$37,948.66	\$0.00
<b>3500</b>	<b>SERVICIOS DE INSTALACIÓN, REPARACIÓN, MANTEN</b>	<b>\$0.00</b>	<b>\$218,329.28</b>	<b>\$218,329.28</b>	<b>\$200,802.18</b>	<b>\$17,527.10</b>	<b>\$200,802.18</b>	<b>\$0.00</b>	<b>\$17,527.10</b>	<b>\$200,802.18</b>	<b>\$200,802.18</b>	<b>\$0.00</b>
3510	Conservación y mantenimiento menor de inmuebles	\$0.00	\$104,400.00	\$104,400.00	\$104,400.00	\$0.00	\$104,400.00	\$0.00	\$0.00	\$104,400.00	\$104,400.00	\$0.00
3511	Mantenimiento y conservación menor de inmuebles para	\$0.00	\$104,400.00	\$104,400.00	\$104,400.00	\$0.00	\$104,400.00	\$0.00	\$0.00	\$104,400.00	\$104,400.00	\$0.00







Usr: financieros  
Rep: rptEstadoPresupuestoEgresos\_FF

Instituto Tecnológico Superior de Tepeaca  
Estado de Puebla


Estado del Ejercicio del Presupuesto de Egresos por Fuente de Financiamiento Al 30/nov./2024

Fecha y hora de Impresión | 06/dic./2024  
03:17 p. m.

Unidad Administrativa	Objeto del Gasto	Aprobado	Ampliaciones / (Reducciones)	Presupuesto Vigente	Comprometido	Presupuesto Disponible para Comprometer	Devengado	Comprometido o No Devengado	Presupuesto Sin Devengar	Ejercido	Pagado	Cuentas por Pagar Deuda
3550	Reparación y mantenimiento de equipo de transporte	\$0.00	\$32,648.08	\$32,648.08	\$32,520.98	\$127.10	\$32,520.98	\$0.00	\$127.10	\$32,520.98	\$32,520.98	\$0.00
3551	Mantenimiento y conservación de vehículos terrestres, aé	\$0.00	\$32,648.08	\$32,648.08	\$32,520.98	\$127.10	\$32,520.98	\$0.00	\$127.10	\$32,520.98	\$32,520.98	\$0.00
3570	Instalación, reparación y mantenimiento de maquinaria, o	\$0.00	\$22,747.60	\$22,747.60	\$22,747.60	\$0.00	\$22,747.60	\$0.00	\$0.00	\$22,747.60	\$22,747.60	\$0.00
3571	Instalación, reparación y mantenimiento de maquinaria y	\$0.00	\$22,747.60	\$22,747.60	\$22,747.60	\$0.00	\$22,747.60	\$0.00	\$0.00	\$22,747.60	\$22,747.60	\$0.00
3580	Servicios de limpieza y manejo de desechos	\$0.00	\$23,733.60	\$23,733.60	\$23,733.60	\$0.00	\$23,733.60	\$0.00	\$0.00	\$23,733.60	\$23,733.60	\$0.00
3581	Servicios de limpieza y manejo de desechos	\$0.00	\$23,733.60	\$23,733.60	\$23,733.60	\$0.00	\$23,733.60	\$0.00	\$0.00	\$23,733.60	\$23,733.60	\$0.00
3590	Servicios de jardinería y fumigación	\$0.00	\$34,800.00	\$34,800.00	\$17,400.00	\$17,400.00	\$17,400.00	\$0.00	\$17,400.00	\$17,400.00	\$17,400.00	\$0.00
3591	Servicios de jardinería y fumigación	\$0.00	\$34,800.00	\$34,800.00	\$17,400.00	\$17,400.00	\$17,400.00	\$0.00	\$17,400.00	\$17,400.00	\$17,400.00	\$0.00
<b>3600</b>	<b>SERVICIOS DE COMUNICACIÓN SOCIAL Y PUBLICIDA</b>	<b>\$0.00</b>	<b>\$11,600.00</b>	<b>\$11,600.00</b>	<b>\$11,600.00</b>	<b>\$0.00</b>	<b>\$11,600.00</b>	<b>\$0.00</b>	<b>\$0.00</b>	<b>\$11,600.00</b>	<b>\$11,600.00</b>	<b>\$0.00</b>
3620	Difusión por radio, televisión y otros medios de mensajes	\$0.00	\$11,600.00	\$11,600.00	\$11,600.00	\$0.00	\$11,600.00	\$0.00	\$0.00	\$11,600.00	\$11,600.00	\$0.00
3621	Difusión por radio, televisión y otros medios de mensajes	\$0.00	\$11,600.00	\$11,600.00	\$11,600.00	\$0.00	\$11,600.00	\$0.00	\$0.00	\$11,600.00	\$11,600.00	\$0.00
<b>3800</b>	<b>SERVICIOS OFICIALES</b>	<b>\$0.00</b>	<b>\$150,310.48</b>	<b>\$150,310.48</b>	<b>\$150,310.48</b>	<b>\$0.00</b>	<b>\$150,310.48</b>	<b>\$0.00</b>	<b>\$0.00</b>	<b>\$150,310.48</b>	<b>\$150,310.48</b>	<b>\$0.00</b>
3820	Gastos de orden social y cultural	\$0.00	\$150,310.48	\$150,310.48	\$150,310.48	\$0.00	\$150,310.48	\$0.00	\$0.00	\$150,310.48	\$150,310.48	\$0.00
3821	Gastos de orden social	\$0.00	\$150,310.48	\$150,310.48	\$150,310.48	\$0.00	\$150,310.48	\$0.00	\$0.00	\$150,310.48	\$150,310.48	\$0.00
<b>3900</b>	<b>OTROS SERVICIOS GENERALES</b>	<b>\$0.00</b>	<b>\$386,250.00</b>	<b>\$386,250.00</b>	<b>\$128,750.00</b>	<b>\$257,500.00</b>	<b>\$128,750.00</b>	<b>\$0.00</b>	<b>\$257,500.00</b>	<b>\$128,750.00</b>	<b>\$128,750.00</b>	<b>\$0.00</b>
3940	Sentencias y resoluciones por autoridad competente	\$0.00	\$375,000.00	\$375,000.00	\$125,000.00	\$250,000.00	\$125,000.00	\$0.00	\$250,000.00	\$125,000.00	\$125,000.00	\$0.00
3941	Laudos laborales	\$0.00	\$375,000.00	\$375,000.00	\$125,000.00	\$250,000.00	\$125,000.00	\$0.00	\$250,000.00	\$125,000.00	\$125,000.00	\$0.00
3980	Impuesto sobre nóminas y otros que se deriven de una re	\$0.00	\$11,250.00	\$11,250.00	\$3,750.00	\$7,500.00	\$3,750.00	\$0.00	\$7,500.00	\$3,750.00	\$3,750.00	\$0.00
3981	Impuesto sobre nóminas y otros que se deriven de una re	\$0.00	\$11,250.00	\$11,250.00	\$3,750.00	\$7,500.00	\$3,750.00	\$0.00	\$7,500.00	\$3,750.00	\$3,750.00	\$0.00
<b>Otros Recursos</b>		<b>\$0.00</b>	<b>\$1,330,184.71</b>	<b>\$1,330,184.71</b>	<b>\$991,172.27</b>	<b>\$339,012.44</b>	<b>\$991,172.27</b>	<b>\$0.00</b>	<b>\$339,012.44</b>	<b>\$991,172.27</b>	<b>\$991,172.27</b>	<b>\$0.00</b>

**907 Recursos del Resultado del Ejercicio Contable Presupuestal**

<b>3000</b>	<b>SERVICIOS GENERALES</b>	<b>\$0.00</b>	<b>\$7,979,167.33</b>	<b>\$7,979,167.33</b>	<b>\$7,979,167.33</b>	<b>\$0.00</b>	<b>\$7,979,167.33</b>	<b>\$0.00</b>	<b>\$0.00</b>	<b>\$7,979,167.33</b>	<b>\$7,979,167.33</b>	<b>\$0.00</b>
<b>3900</b>	<b>OTROS SERVICIOS GENERALES</b>	<b>\$0.00</b>	<b>\$7,979,167.33</b>	<b>\$7,979,167.33</b>	<b>\$7,979,167.33</b>	<b>\$0.00</b>	<b>\$7,979,167.33</b>	<b>\$0.00</b>	<b>\$0.00</b>	<b>\$7,979,167.33</b>	<b>\$7,979,167.33</b>	<b>\$0.00</b>
3940	Sentencias y resoluciones por autoridad competente	\$0.00	\$7,746,764.40	\$7,746,764.40	\$7,746,764.40	\$0.00	\$7,746,764.40	\$0.00	\$0.00	\$7,746,764.40	\$7,746,764.40	\$0.00
3941	Laudos laborales	\$0.00	\$7,746,764.40	\$7,746,764.40	\$7,746,764.40	\$0.00	\$7,746,764.40	\$0.00	\$0.00	\$7,746,764.40	\$7,746,764.40	\$0.00
3980	Impuesto sobre nóminas y otros que se deriven de una re	\$0.00	\$232,402.93	\$232,402.93	\$232,402.93	\$0.00	\$232,402.93	\$0.00	\$0.00	\$232,402.93	\$232,402.93	\$0.00
3981	Impuesto sobre nóminas y otros que se deriven de una re	\$0.00	\$232,402.93	\$232,402.93	\$232,402.93	\$0.00	\$232,402.93	\$0.00	\$0.00	\$232,402.93	\$232,402.93	\$0.00
<b>Recursos del Resultado del Ejercicio</b>		<b>\$0.00</b>	<b>\$7,979,167.33</b>	<b>\$7,979,167.33</b>	<b>\$7,979,167.33</b>	<b>\$0.00</b>	<b>\$7,979,167.33</b>	<b>\$0.00</b>	<b>\$0.00</b>	<b>\$7,979,167.33</b>	<b>\$7,979,167.33</b>	<b>\$0.00</b>





Usr: financieros  
Rep: rptEstadoPresupuestoEgresos\_FF

**Instituto Tecnológico Superior de Tepeaca**  
Estado de Puebla

Estado del Ejercicio del Presupuesto de Egresos por Fuente de Financiamiento Al 30/nov./2024

Fecha y hora de Impresión | 06/dic./2024  
03:17 p. m.

Unidad Administrativa Objeto del Gasto	Aprobado	Ampliaciones / (Reducciones)	Presupuesto Vigente	Comprometido	Presupuesto Disponible para Comprometer	Devengado	Comprometid o No Devengado	Presupuesto Sin Devengar	Ejercido	Pagado	Cuentas por Pagar Deuda
<b>Total Final</b>	\$53,783,881.03	\$11,261,586.97	\$65,045,467.00	\$49,947,310.12	\$15,098,156.88	\$49,713,938.58	\$233,371.54	\$15,331,528.42	\$49,713,938.58	\$49,387,841.60	\$326,096.98

CAROLINA RAMÍREZ OLIVAREZ  
DIRECTORA GENERAL

NORA JAQUELINE GARCÍA CARRILLO  
SUBDIRECTORA DE PLANEACIÓN Y EVALUACION



GOBIERNO DEL ESTADO  
DE PUEBLA  
INSTITUTO TECNOLÓGICO  
SUPERIOR DE TEPEACA  
DIRECCIÓN

GABRIELA CECILIA PORTES FLORES LARA  
DIRECTORA DE PLANEACIÓN / ADMINISTRACIÓN Y FINANZAS

AURORA GONZÁLEZ CASTILLERO  
JEFA DEPTO. DE RECURSOS FINANCIEROS Y CONTABILIDAD